



CLINICAL PRACTICE GUIDELINES

2021 Edition

FAR
**FIRST AID
RESPONDER**

PHECC Clinical Practice Guidelines

First Edition, 2001

Second Edition, 2004

Third Edition, 2009

Third Edition, Version 2, 2011

Fourth Edition, April 2012

Fifth Edition, July 2014

Sixth Edition, March 2017 (Updated February 2018)

Seventh Edition, Version 2, August 2021

Published by:

Pre-Hospital Emergency Care Council

2nd Floor, Beech House, Millennium Park, Osberstown, Naas, Co Kildare, W91 TK7N, Ireland.

Phone: +353 (0)45 882042

Email: info@phecc.ie

Web: www.phecc.ie

ISBN 978-1-9168716-0-1

© Pre-Hospital Emergency Care Council 2021

Permission is hereby granted to redistribute this document, in whole or part, for educational, non-commercial purposes providing that the content is not altered and that the Pre-Hospital Emergency Care Council (PHECC) is appropriately credited for the work. Written permission from PHECC is required for all other uses. Please contact the author: r.carney@phecc.ie

Table of Contents

The logo for the First Aid Responder, featuring a blue and orange circular design with the text "FIRST AID RESPONDER" inside.

FIRST AID
RESPONDER

FOREWORD	4
ACCEPTED ABBREVIATIONS	5
ACKNOWLEDGEMENTS	8
INTRODUCTION	10
IMPLEMENTATION AND USE OF CLINICAL PRACTICE GUIDELINES	11
CLINICAL PRACTICE GUIDELINES	
INDEX	13
KEY/CODES EXPLANATION	14
SECTION 1 Principles of general care	15
SECTION 2 Airway and Breathing	20
SECTION 3 Cardiac	23
SECTION 4 Circulation	24
SECTION 5 Medical	25
SECTION 6 Neurological	26
SECTION 8 Trauma	29
SECTION 9 Environmental	35
SECTION 10 Toxicology	37
SECTION 13 Paediatric	39
SECTION 14 Resuscitation	45
APPENDIX 1 Medication Formulary	49
APPENDIX 2 Medications & Skills Matrix	51
APPENDIX 3 Critical Incident Stress Management (CISM)	60
APPENDIX 4 CPG Updates for First Aid Responder	63

This Handbook comprises the 2021 Edition Clinical Practice Guidelines (CPGs). These guidelines outline patient assessments and pre-hospital management for responders at:

RESPONDER LEVEL

- Cardiac First Responder
- First Aid Responder
- Emergency First Responder

REGISTERED PRACTITIONER

- Emergency Medical Technician
- Paramedic
- Advanced Paramedic



I am delighted that there are now 357 CPGs in total to guide integrated care across the six pre-hospital emergency care clinical levels. These CPGs ensure that responders and practitioners are practicing to best international standards and support PHECC's vision that people in Ireland receive excellent pre-hospital emergency care.

I would like to acknowledge the hard work and commitment the members of the Medical Advisory Committee have shown during the development of this publication, guided by Dr David Menzies (Chair). A special word of thanks goes to Dr Brian Power who retired in 2020 and has made an enormous contribution to the advancement of pre-hospital emergency care in Ireland. I want to acknowledge the PHECC Executive, for their continued support in researching and compiling these CPGs and paving the way for the future development of the pre-hospital emergency care continuum.

I recognise the contribution made by many responders and practitioners, whose feedback has assisted PHECC in the continual improvement and development of CPGs and welcome these guidelines as an important contribution to best practice in pre-hospital emergency care.

A handwritten signature in black ink that reads "Jacqueline Burke".

Dr Jacqueline Burke, Chairperson
Pre-Hospital Emergency Care Council

Advanced Paramedic	AP
Advanced Life Support	ALS
Airway, Breathing & Circulation	ABC
All Terrain Vehicle	ATV
Altered Level of Consciousness	ALoC
Automated External Defibrillator	AED
Bag Valve Mask	BVM
Basic Life Support	BLS
Blood Glucose	BG
Blood Pressure	BP
Basic Tactical Emergency Care	BTEC
Capillary Refill Time	CRT
Carbon Dioxide	CO ₂
Cardiopulmonary Resuscitation	CPR
Cervical Spine	C-spine
Chronic Obstructive Pulmonary Disease	COPD
Clinical Practice Guideline.....	CPG
Continuous Positive Airway Pressure.....	CPAP
Degree.....	°
Degrees Celsius.....	°C
Dextrose (Glucose) 10% in water.....	D ₁₀ W
Dextrose (Glucose) 5% in water	D ₅ W
Do Not Resuscitate.....	DNR
Drop (gutta)	gtt
Electrocardiogram	ECG
Emergency Department	ED
Emergency Medical Technician	EMT
Endotracheal Tube	ETT

Foreign Body Airway Obstruction	FBAO
Fracture	#
General Practitioner.....	GP
Glasgow Coma Scale	GCS
Gram.....	g
Intramuscular	IM
Intranasal	IN
Intraosseous	IO
Intravenous.....	IV
Joules	J
Kilogram	kg
Laryngeal Mask Airway	LMA
Mean Arterial Pressure	MAP
Medical Practitioner.....	MP
Microgram	mcg
Milligram.....	mg
Millilitre.....	mL
Millimole.....	mmol
Minute	min
Modified Early Warning Score.....	MEWS
Motor Vehicle Collision	MVC
Myocardial Infarction	MI
Milliequivalent	mEq
Millimetres of mercury	mmHg
Nasopharyngeal airway	NPA
Nebulised	NEB
Negative decadic logarithm of the H ⁺ ion concentration	pH

Orally (per os)	PO
Oropharyngeal airway.....	OPA
Oxygen	O ₂
Paramedic.....	P
Peak Expiratory Flow Rate.....	PEFR
Per rectum	PR
Per vagina	PV
Percutaneous Coronary Intervention	PCI
Personal Protective Equipment	PPE
Psychiatric Nurse	PN
Pulseless Electrical Activity	PEA
Pulseless Ventricular Tachycardia	pVT
Respiration rate	RR
Return of Spontaneous Circulation.....	ROSC
Revised Trauma Score	RTS
Saturation of arterial Oxygen	SpO ₂
Spinal Motion Restriction	SMR
ST Elevation Myocardial Infarction	STEMI
Subcutaneous.....	SC
Sublingual.....	SL
Supraventricular Tachycardia	SVT
Systolic Blood Pressure	SBP
Therefore	∴
Total body surface area	TBSA
Ventricular Fibrillation.....	VF
Ventricular Tachycardia	VT
When necessary (pro re nata)	prn

The process of developing CPGs has been long and detailed. The quality of the finished product is due to the painstaking work of many people, who through their expertise and review of the literature, ensured a world-class publication.

PROJECT LEADS

Mr Ricky Ellis, Programme Manager, PHECC

Mr Raymond Carney, Programme Manager, PHECC

MEDICAL ADVISORY COMMITTEE

Dr David Menzies (Chair), Consultant in Emergency Medicine, Member of Council

Mr David Irwin (Vice Chair), Advanced Paramedic, Nominated by Chair

Professor Gerard Bury, Director, UCD Centre for Emergency Medical Science

Mr Ian Brennan, Advanced Paramedic, Operational Resource Manager, HSE NAS

Mr Hillery Collins, Paramedic, Vice Chairperson of Council

Dr Niamh Collins, Consultant in Emergency Medicine, Connolly Hospital, Blanchardstown

Mr Eoghan Connolly, Advanced Paramedic, representative from the Irish College of Paramedics

Dr Lisa Cunningham Guthrie, Registrar in Emergency Medicine, Nominated by Chair

Mr Mark Dixon, Advanced Paramedic, Paramedic Programme Lead,
Graduate Entry Medical School, University of Limerick

Mr David Hennelly, Advanced Paramedic, Clinical Development Manager, HSE NAS

Mr Macartan Hughes, Chief Ambulance Officer – Education and Competency Assurance, HSE NAS

Dr Shane Knox, Assistant Chief Ambulance Officer - Education Manager, HSE NASC

Dr Stanley Koe, Consultant Paediatrician, CHI at Tallaght & Connolly Hospitals

Dr Mick Molloy, Consultant in Emergency Medicine, Wexford General Hospital

Mr Shane Mooney, Education and Competency Assurance Officer, HSE NAS

Dr Peter O'Connor, Medical Director, Dublin Fire Brigade

Professor Cathal O'Donnell, Clinical Director, HSE NAS

Mr Martin O'Reilly, District Officer, EMS Support, Dublin Fire Brigade

Dr Jason van der Velde, Clinical Lead, MEDICO Cork, Member of Council

Dr Philip Darcy, Consultant in Emergency Medicine, Connolly Hospital, Blanchardstown

EXTERNAL CONTRIBUTORS

PHECC would like to thank and acknowledge all of the experts who contributed to the creation of these Clinical Practice Guidelines.

SPECIAL THANKS

An extra special thanks to all the PHECC team who were involved in this project, especially Margaret Bracken, Aisling Ryan and Ashling Weldon for their painstaking recording of details and organisational skills.

MEDICATION FORMULARY REVIEW

Ms Regina Lee, MPSI

EXTERNAL CLINICAL REVIEW

Responder

Niamh O'Leary

Michelle O Toole

Emergency Medical Technician

Gareth Elbell

Gavin Hoey

Paramedic

Eithne Scully

Andy O Toole

Advanced Paramedic

Terry Dore

Pete Thorpe

EXTERNAL QUALITY REVIEW

Dr Jack Collins

Welcome to the 2021 edition of the PHECC Clinical Practice Guidelines. This edition has been a long time in development and reflects the significant effort and contribution to the new CPGs by so many people.

As ever, a robust development and review process has been applied to the new and revised CPGs, including a detailed and comprehensive quality assurance process.

Pre-Hospital Care in Ireland has evolved significantly since the first editions of the CPGs. The suite of care the CPGs now enable is progressive and transformative across all levels of responder and practitioner.

The impact of Covid-19 has influenced these CPGs, both in posing challenges in continuing the regular Medical Advisory Committee meetings and discussions, while also giving rise to a specific suite of vaccination CPGs that enable PHECC practitioners to support the national Covid-19 vaccination programme.

For the first time, we have CPGs that enable practitioners to not convey patients to hospital as a matter of default. The non-conveyance CPGs are a step towards more alternative care pathways for our patients, in recognition that the traditional hospital-centric model for emergency care is not always appropriate or feasible. This suite of non-conveyance CPGs will be a key area for expansion and development in the next term of the Medical Advisory Committee.

Further developments include the designation of certain CPGs and elements of other CPGs as 'non-core'. This non-core element replaces the previous process of 'exemptions' accommodated for certain CPGs and recognises that not all Licensed CPG Providers need to implement every single CPG.

I would like to express my sincere thanks to all who contributed to this edition of the CPGs including the members of the Medical Advisory Committee, those who submitted queries for consideration, speciality groups and clinical programmes who provided expert external advice and feedback.

In particular, I would like to thank Dr Brian Power who retired from PHECC in 2020. Brian created the first edition of the PHECC CPGs and has managed the process of CPG development since then, including the majority of the development work for this suite of CPGs. Brian's contribution to the advancement of pre-hospital emergency care in Ireland has been significant and is the framework that supports responders and practitioners still. Since Brian's retirement, Ricky Ellis kindly and ably stepped into the gap, continuing to support MAC in the finalisation of the CPGs before handing over to Ray Carney, PHECC's new Clinical Programme Manager. Thank you both.

Finally, thanks to you, the responders and practitioners who implement these CPGs. I believe these CPGs will enable you to continue to provide expert compassionate pre-hospital care to patients every day of the year. PHECC greatly values your work and also your feedback.



Dr David Menzies, Chair Medical Advisory Committee



Clinical Practice Guidelines (CPGs) and the practitioner

CPGs are guidelines for best practice and are not intended as a substitute for good clinical judgment. Unusual patient presentations make it impossible to develop a CPG to match every possible clinical situation. The responder decides if a CPG should be applied based on patient assessment and the clinical impression. The responder must work in the best interest of the patient within the scope of practice for his/her clinical level. Consultation with fellow responders and/or practitioners in challenging clinical situations is strongly advised.

The CPGs herein may be implemented provided:

1. The responder maintains current certification as outlined in PHECC's Education & Training Standard.
2. The responder is authorised, by the organisation on whose behalf he/ she is acting, to implement the specific CPG.
3. The responder has received training on, and is competent in, the skills and medications specified in the CPG being utilised.

The medication dose specified on the relevant CPG shall be the definitive dose in relation to responder administration of medications. The onus rests on the responder to ensure that he/she is using the latest version of CPGs, which are available on the PHECC website www.phecc.ie

Definitions

Adult	A patient of 16 years or greater, unless specified on the CPG
Child	A patient between 1 and less than or equal to (\leq) 15 years old, unless specified on the CPG
Infant	A patient between 4 weeks and less than 1 year old, unless specified on the CPG
Neonate	A patient less than 4 weeks old, unless specified on the CPG
Paediatric patient	Any child, infant or neonate

Care principles are goals of care that apply to all patients. The PHECC care principles for responders are outlined in Section 1.

Completing an ACR/CFRR for each patient is paramount in the risk management process and users of the CPGs must commit to this process.

Minor injuries

Responders must adhere to their individual organisational protocols for treat and discharge/referral of patients with minor injuries.

CPGs and the pre-hospital emergency care team

The aim of pre-hospital emergency care is to provide a comprehensive and coordinated approach to patient care management, thus providing each patient with the most appropriate care in the most efficient time frame.

In Ireland today, the provision of emergency care comes from a range of disciplines and includes responders (Cardiac First Responders, First Aid Responders and Emergency First Responders) and practitioners (Emergency Medical Technicians, Paramedics, Advanced Paramedics, Nurses and Doctors) from the statutory, private, auxiliary and voluntary services.

CPGs set a consistent standard of clinical practice within the field of pre-hospital emergency care. By reinforcing the role of the responder, in the continuum of patient care, the chain of survival and the golden hour are supported in medical and traumatic emergencies respectively.

CPGs guide the responder in presenting to a practitioner a patient who has been supported in the very early phase of injury/illness and in whom the danger of deterioration has lessened by early appropriate clinical care interventions.

The CPGs presume no intervention has been applied, nor medication administered, prior to the arrival of the responder. In the event of another practitioner or responder initiating care during an acute episode, the responder must be cognisant of interventions applied and medication doses already administered and act accordingly.

In this care continuum, the duty of care is shared among all responders/practitioners of whom each is accountable for his/her own actions. The most qualified responder/practitioner on the scene shall take the role of clinical lead. Explicit handover between responders/practitioners is essential and will eliminate confusion regarding the responsibility for care.

Classification of CPGs

The Taxonomy for Pre-Hospital Emergency Care CPGs has changed to a new method for configuring PHECC CPGs. There are now seventeen categories developed to group common themes and categories together.









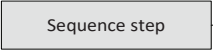

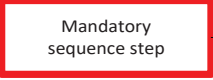

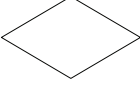

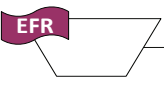





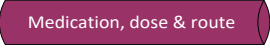

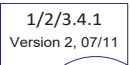

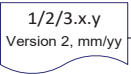
Basic Life Support – ILCOR 2020

Basic life support CPGs contained within this publication are in accordance with International Liaison Committee on Resuscitation (ILCOR) guidelines 2020.

SECTION 1 PRINCIPLES OF GENERAL CARE ...	15	SECTION 13 PAEDIATRIC	39
1.4 Primary Survey – Adult	17	13.5 Foreign Body Airway Obstruction – Paediatric	39
1.5 Secondary Survey Medical – Adult	18	13.7 Abnormal Work of Breathing – Paediatric....	40
1.6 Secondary Survey Trauma – Adult	19	13.8 Asthma – Paediatric	41
SECTION 2 AIRWAY AND BREATHING	20	13.14 Seizure/Convulsion – Paediatric	42
2.1 Foreign Body Airway Obstruction – Adult	20	13.21 Allergic Reaction/Anaphylaxis – Paediatric	43
2.3 Abnormal Work of Breathing – Adult	21	13.22 Basic Life Support – Paediatric	44
2.5 Asthma – Adult	22	SECTION 14 RESUSCITATION	45
SECTION 3 CARDIAC	23	14.1 Basic Life Support – Adult	45
3.1 Acute Coronary Syndrome	23	14.6 Post-Resuscitation Care	46
SECTION 4 CIRCULATION	24	14.7 Recognition of Death – Resuscitation not	Indicated
4.3 Fainting.....	24	14.8 Team Resuscitation.....	48
SECTION 5 MEDICAL	25		
5.3 Glycaemic Emergency – Adult	25		
SECTION 6 NEUROLOGICAL	26		
6.1 Altered Level of Consciousness – Adult	26		
6.3 Seizure/Convulsion – Adult	27		
6.4 Stroke	28		
SECTION 8 TRAUMA	29		
8.1 Burns – Adult	29		
8.3 External Haemorrhage – Adult	30		
8.4 Harness Induced Suspension Trauma	31		
8.6 Limb Injury – Adult	32		
8.8 Spinal Injury Management	33		
8.9 Submersion/ Immersion Incident	34		
SECTION 9 ENVIRONMENTAL	35		
9.1 Hypothermia	35		
9.2 Heat Related Emergency – Adult	36		
SECTION 10 TOXICOLOGY.....	37		
10.1 Allergic Reaction/Anaphylaxis – Adult	37		
10.2 Poisons – Adult	38		

CODES EXPLANATION

FIRST AID RESPONDER

	<u>Cardiac First Responder</u> (Level 1) for which the CPG pertains		First Aid Responder or lower clinical levels not permitted this route
	<u>First Aid Responder</u> (Level 2) for which the CPG pertains		Ring ambulance control
	<u>Emergency First Responder</u> (Level 3) for which the CPG pertains		Request an AED from local area
	An <u>EFR</u> who has completed Basic Tactical Emergency Care training and has been privileged to operate in adverse conditions		An instruction box for information
	A sequence (skill) to be performed		<u>Special Instructions</u> Which the Responder must follow
	A mandatory sequence (skill) to be performed		A direction to go to a specific CPG following a decision process [Note: only go to the CPGs that pertain to your clinical level]
	<u>A Decision Process</u> The Responder must follow one route		A clinical condition that may precipitate entry into the specific CPG
	A skill or sequence that only pertains to EFR or higher clinical levels		<u>Special Authorisation</u> This authorises the Practitioner to perform an intervention under specified conditions
	Given the clinical presentation consider the treatment option specified		Finding following clinical assessment, leading to treatment modalities
	<u>A medication which may be administered by a CFR or higher clinical level</u> The medication name, dose and route is specified		Reassess the patient following intervention
	<u>A medication which may be administered by an EFR or higher clinical level</u> The medication name, dose and route is specified		A Cyclical Process in which a number of sequence steps are completed
	<u>CPG numbering system</u> 1/2/3 = clinical levels to which the CPG pertains x = section in CPG manual, y = CPG number in sequence, mm/yy = month/year CPG published		A Parallel Process in which a number of sequence steps are completed
			

Principles of general care (Responder)

Care principles are goals of care that apply to all patients. Scene safety, standard precautions, patient assessment, primary and secondary surveys, and the recording of interventions and medications on the Ambulatory Care Report (ACR) or the Cardiac First Response Report (CFRR), are consistent principles throughout the guidelines and reflect the practice of responders. Care principles are the foundations for risk management and the avoidance of error.

PHECC Care Principles

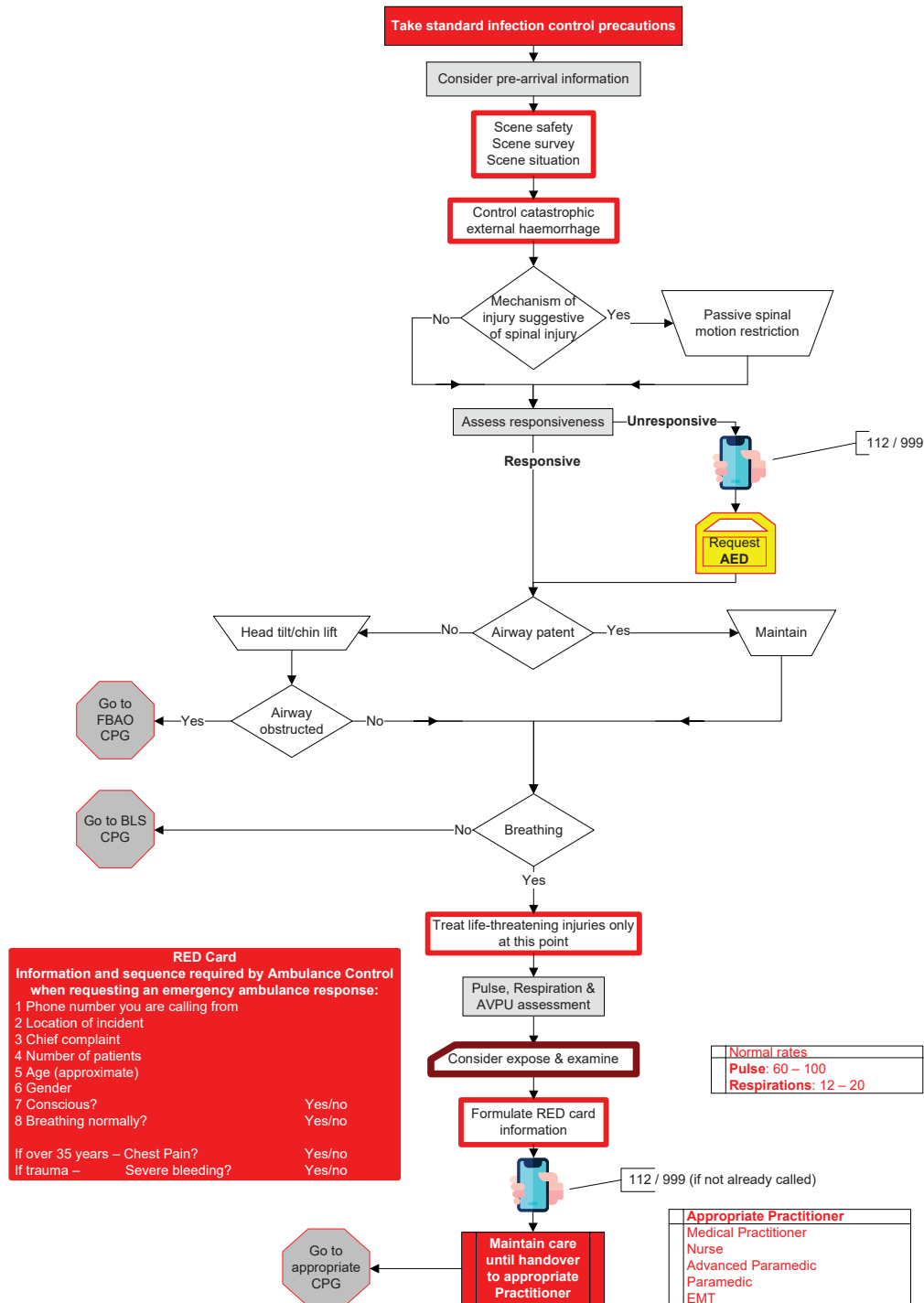
1. Ensure the safety of yourself, other emergency service personnel your patients and the public:
 - Review all pre-arrival information.
 - Consider all environmental factors and approach a scene only when it is safe to do so.
 - Identify potential and actual hazards and take the necessary precautions.
 - Liaise with other emergency services on scene.
 - Request assistance as required in a timely fashion, particularly for higher clinical levels.
 - Ensure the scene is as safe as is practicable.
 - Take standard infection control precautions.
 - 1.1 Ensure correct PPE is utilised in all situations and is compliant with latest guidance on standard, contact, droplet and airborne PPE. Place facemasks on patients when required. Handwashing and hand hygiene should be performed before and after all patient interactions. Utilise PPE checklists for correct donning and doffing procedures.
2. Call for help early:
 - Ring 112/999 using the RED card process, or
 - Obtain practitioner help on scene through pre-determined processes.
3. A person has capacity in respect to clinical decisions affecting themselves unless the contrary is shown (Assisted Decision-Making (Capacity) Act 2015).
4. Seek consent prior to initiating care:
 - Patients have the right to determine what happens to them and their bodies.
 - For patients presenting as P or U on the AVPU scale implied consent applies.
 - Patients may refuse assessment, care and/or transport.

5. Identify and manage life-threatening conditions:
 - Locate all patients. If the number of patients is greater than resources, ensure additional resources are sought.
 - Assess the patient's condition appropriately.
 - Prioritise and manage the immediate life-threatening conditions first.
 - Provide a situation report to Ambulance Control Centre (112/999) using the RED card process as soon as possible after arrival on scene.
6. Ensure adequate Airway, Breathing and Circulation:
 - Ensure airway is open.
 - Commence CPR if breathing is not present.
 - If the patient has abnormal work of breathing, ensure 112/999 is called early.
7. Control all external haemorrhage.
8. Identify the most important present condition and treat accordingly.
9. Place the patient in the appropriate position according to the presenting condition.
10. Ensure maintenance of normal body temperature (unless a CPG indicates otherwise).
11. Provide reassurance at all times.
12. Monitor and record patient's vital observations.
13. Maintain responsibility for patient care until handover to an appropriate responder/ practitioner.
14. Complete a patient care record following an interaction with a patient.
15. Identify the clinical lead, this should be the most qualified responder on scene.
16. Ambulances, medical rooms and equipment should be decontaminated as appropriate following an interaction with a patient.

Primary Survey - Adult

2.1.4
Version 5, 12/2020

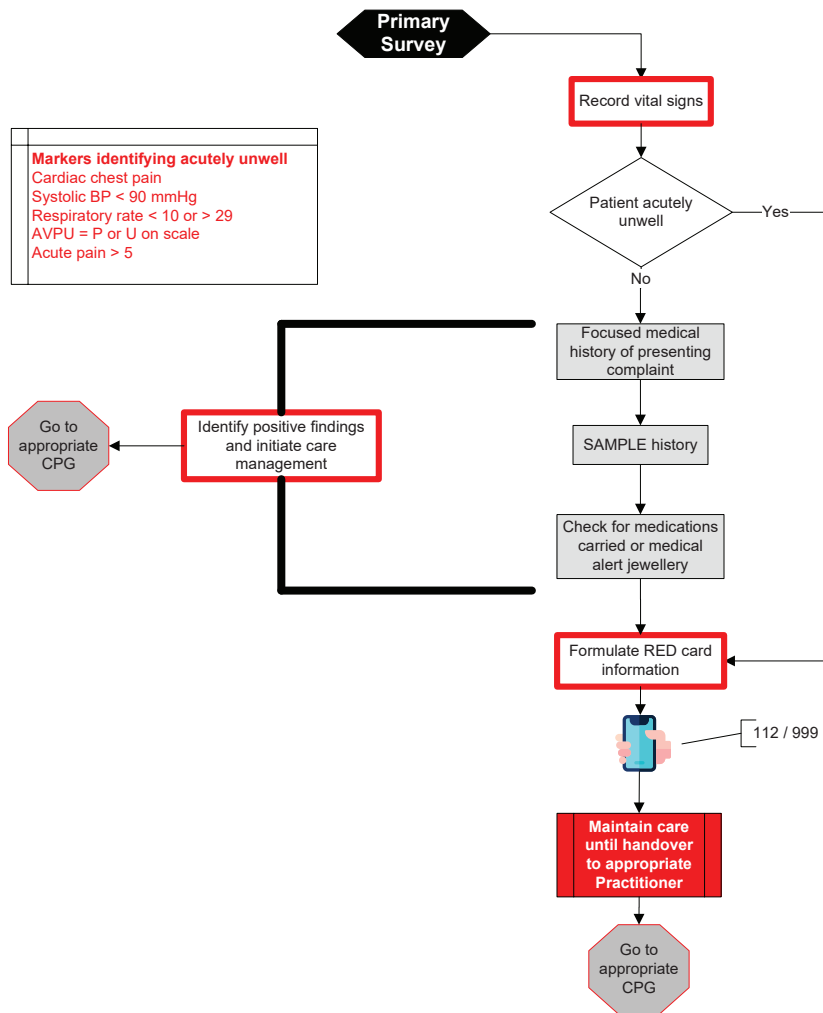
FAR



Secondary Survey Medical – Adult

2.1.5
Version 2, 02/2021

FAR



RED Card
Information and sequence required by Ambulance Control when requesting an emergency ambulance response:

- 1 Phone number you are calling from
- 2 Location of incident
- 3 Chief complaint
- 4 Number of patients
- 5 Age (approximate)
- 6 Gender
- 7 Conscious? Yes/no
- 8 Breathing normally? Yes/no

If over 35 years – Chest Pain? Yes/no
If trauma – Severe bleeding? Yes/no

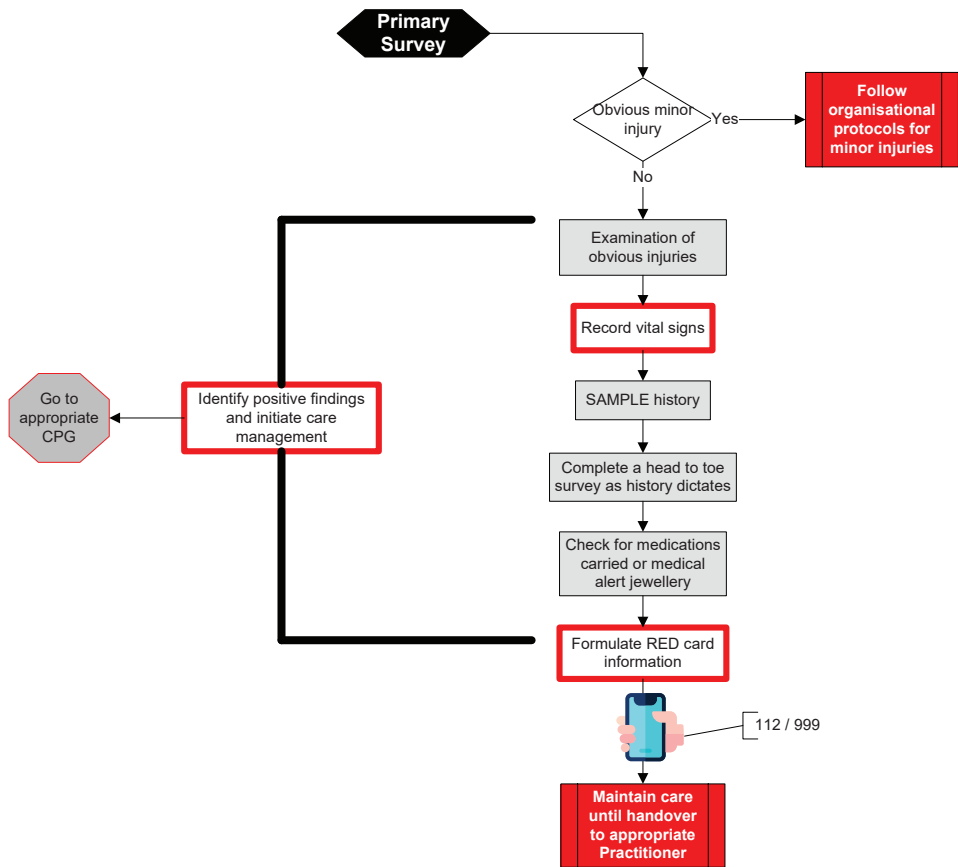
Analogue Pain Scale
0 = no pain.....10 = unbearable

Appropriate Practitioner
Medical Practitioner
Nurse
Advanced Paramedic
Paramedic
EMT

Secondary Survey Trauma – Adult

2.1.6
Version 2, 02/2021

FAR



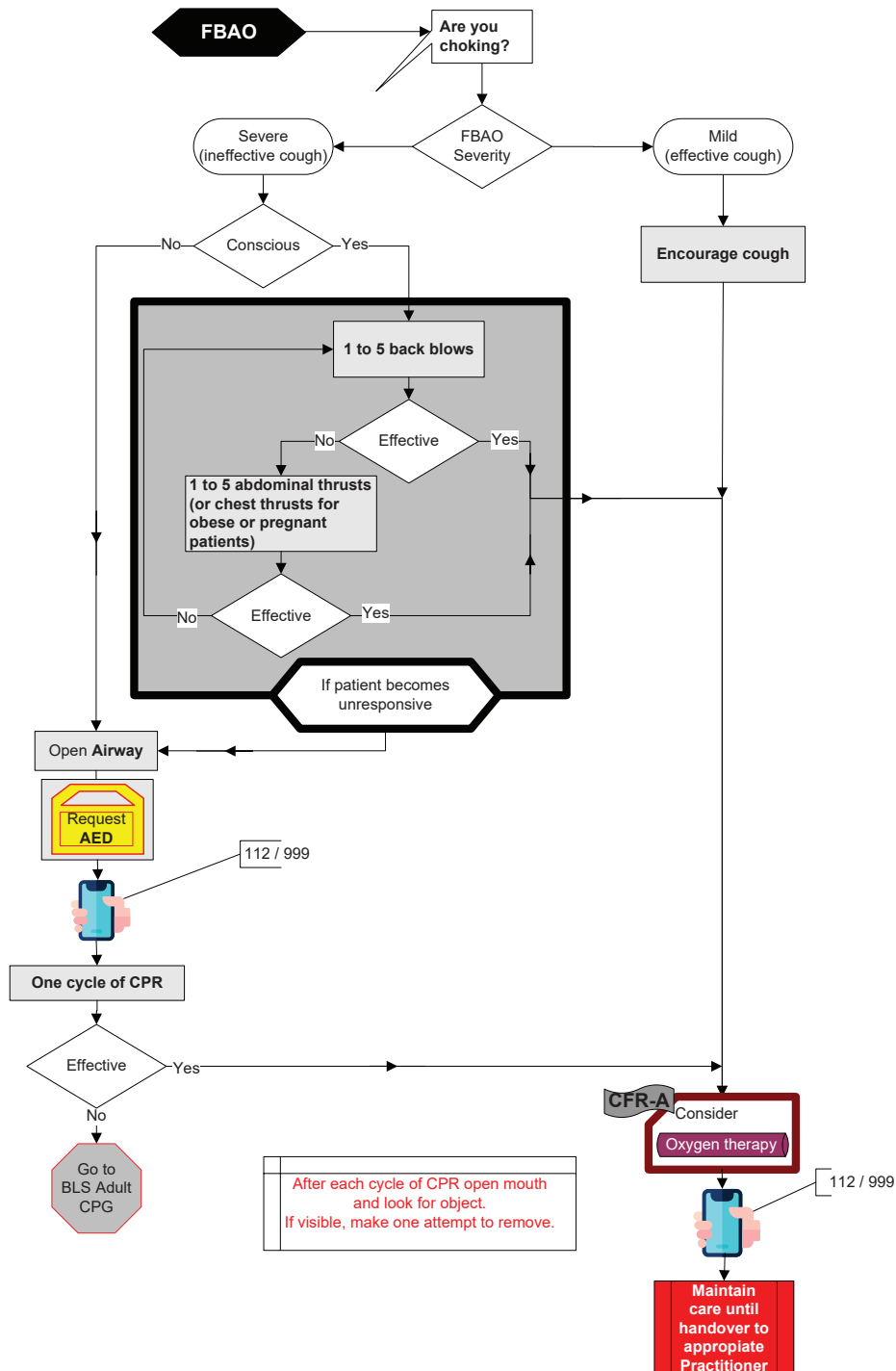
RED Card
Information and sequence required by Ambulance Control when requesting an emergency ambulance response:

- 1 Phone number you are calling from
- 2 Location of incident
- 3 Chief complaint
- 4 Number of patients
- 5 Age (approximate)
- 6 Gender
- 7 Conscious? Yes/no
- 8 Breathing normally? Yes/no
- If over 35 years – Chest Pain? Yes/no
- If trauma – Severe bleeding? Yes/no

Appropriate Practitioner
Medical Practitioner
Nurse
Advanced Paramedic
Paramedic
EMT

Foreign Body Airway Obstruction – Adult

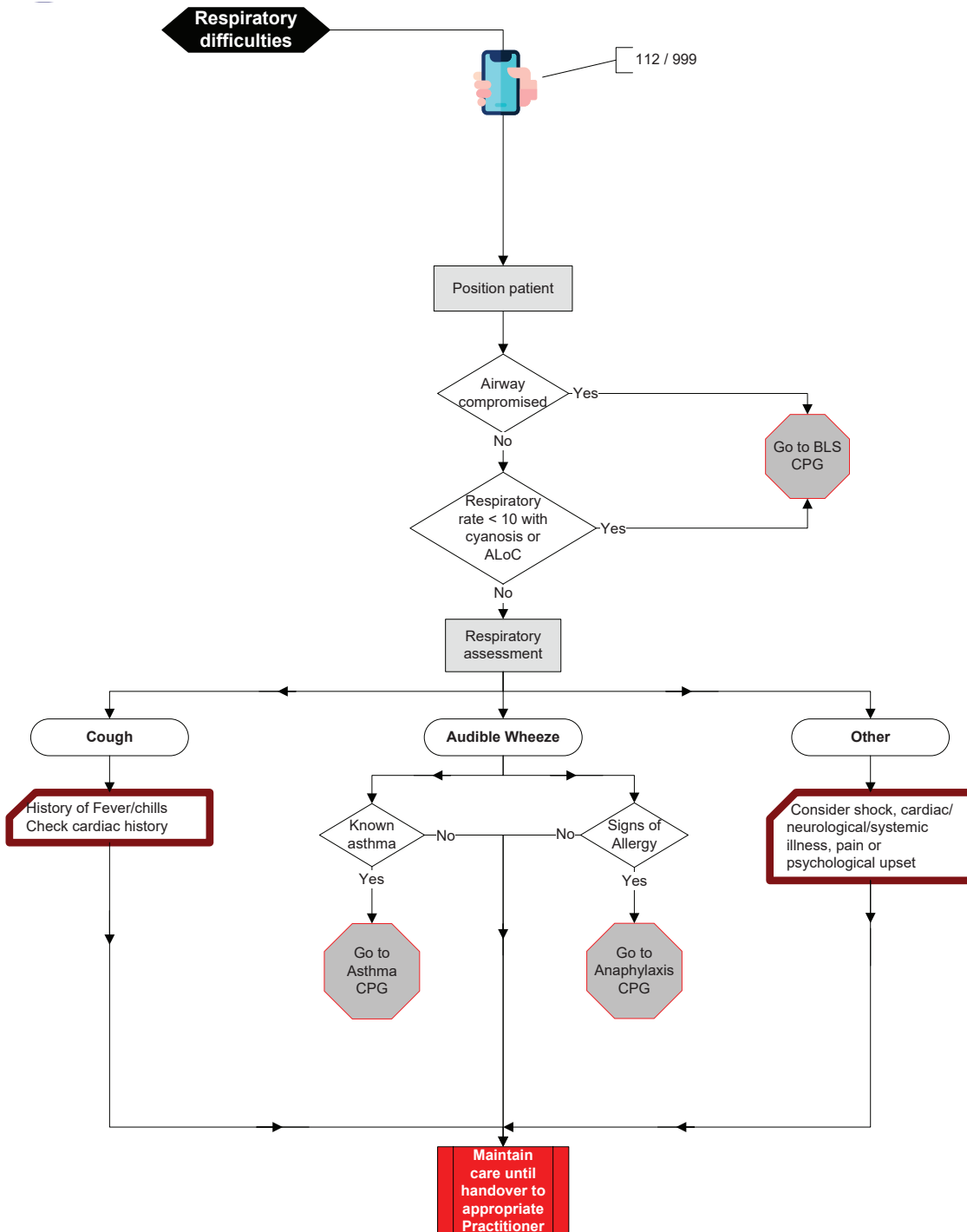
1/2.2.1
Version 5, 04/2021



Abnormal Work of Breathing – Adult

2.2.3
Version 4, 03/2021

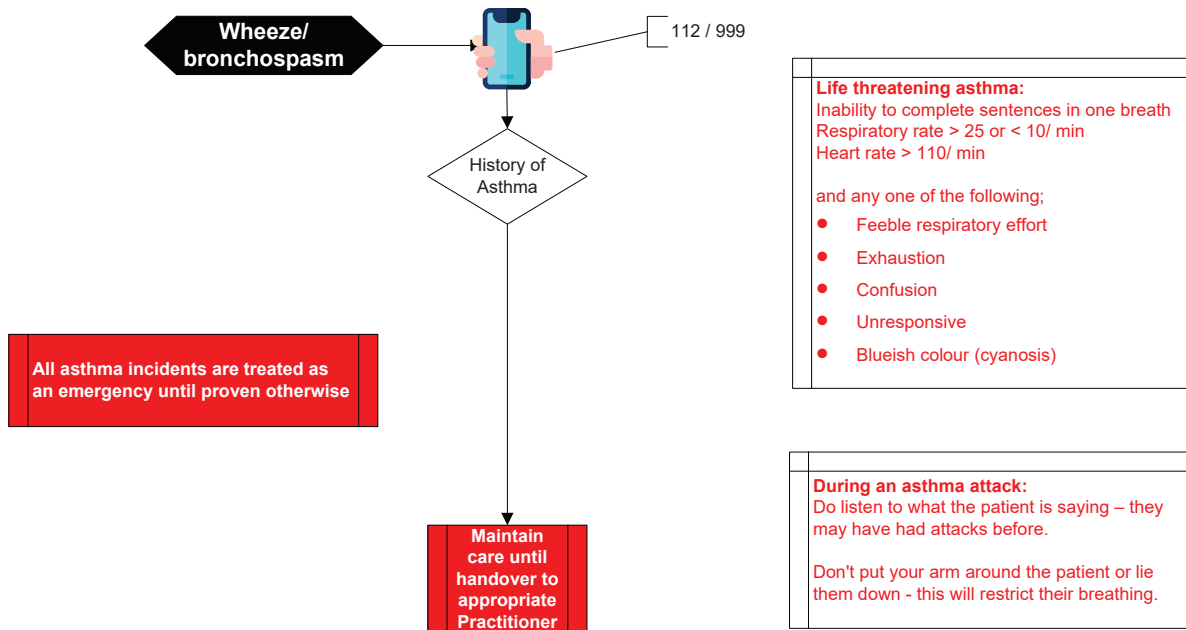
FAR



Asthma – Adult

2.2.5
Version 4, 12/2020

FAR

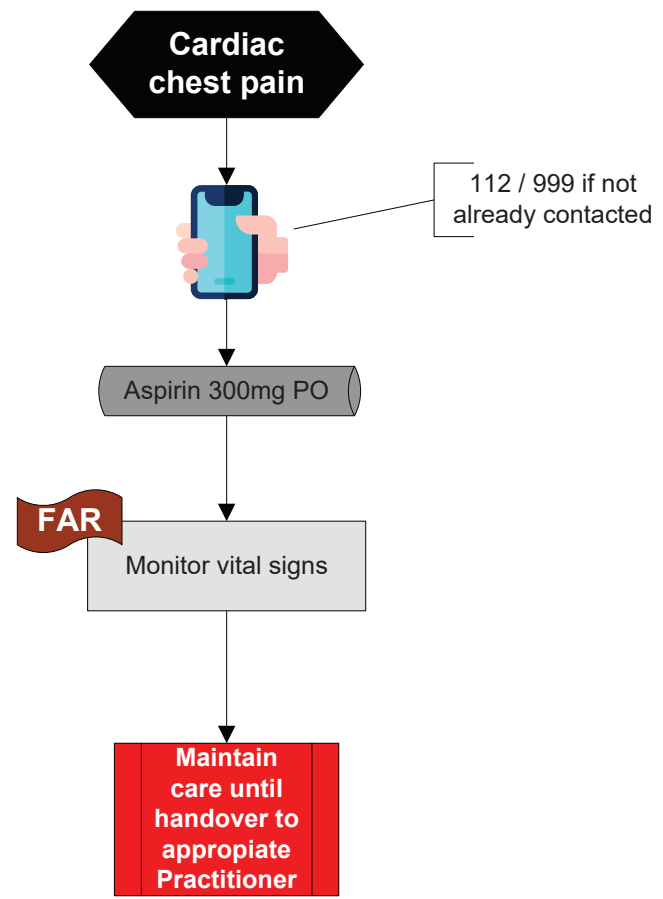


Cardiac Chest Pain – Acute Coronary Syndrome

1/2.3.1
Version 4, 03/2021

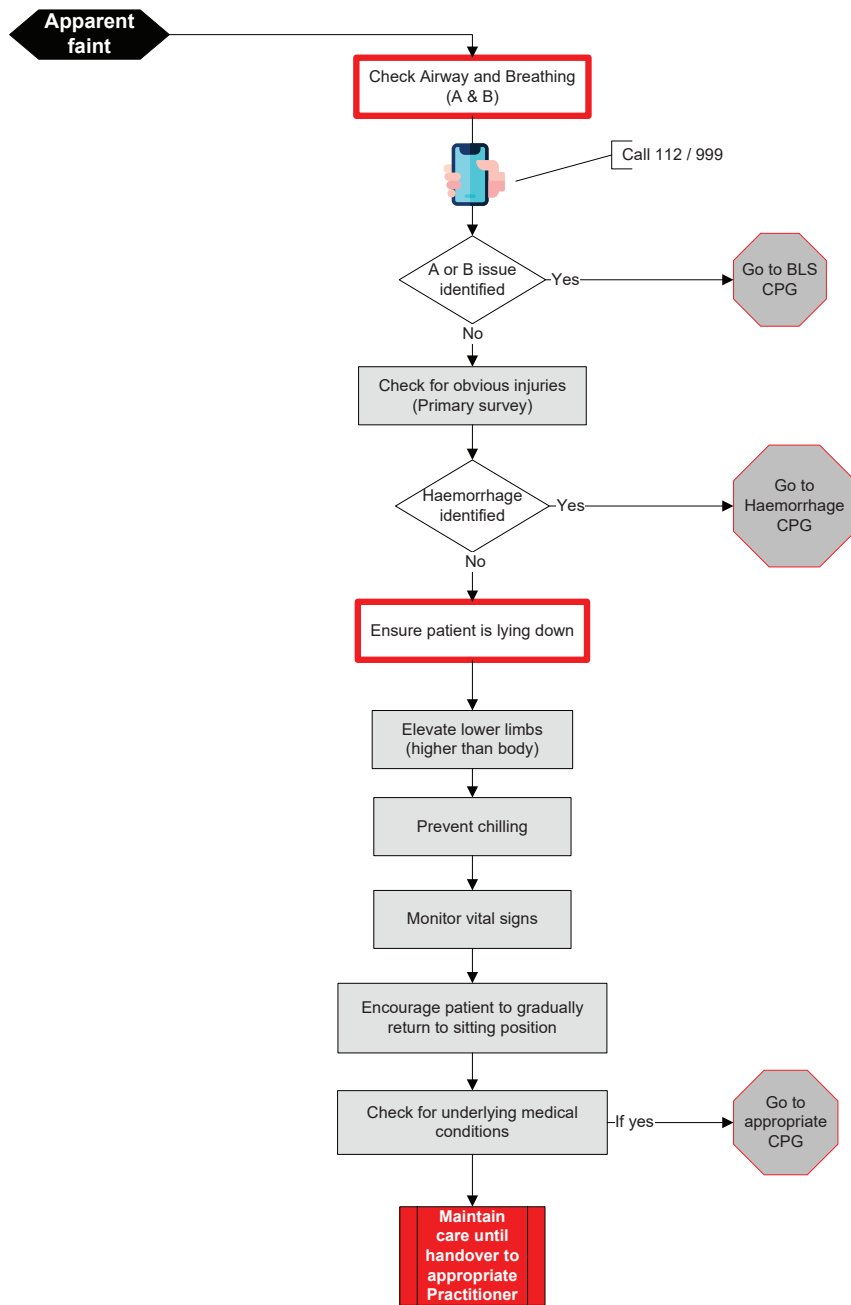
CFR

FAR



Fainting

2.4.3
Version 2, 02/2021

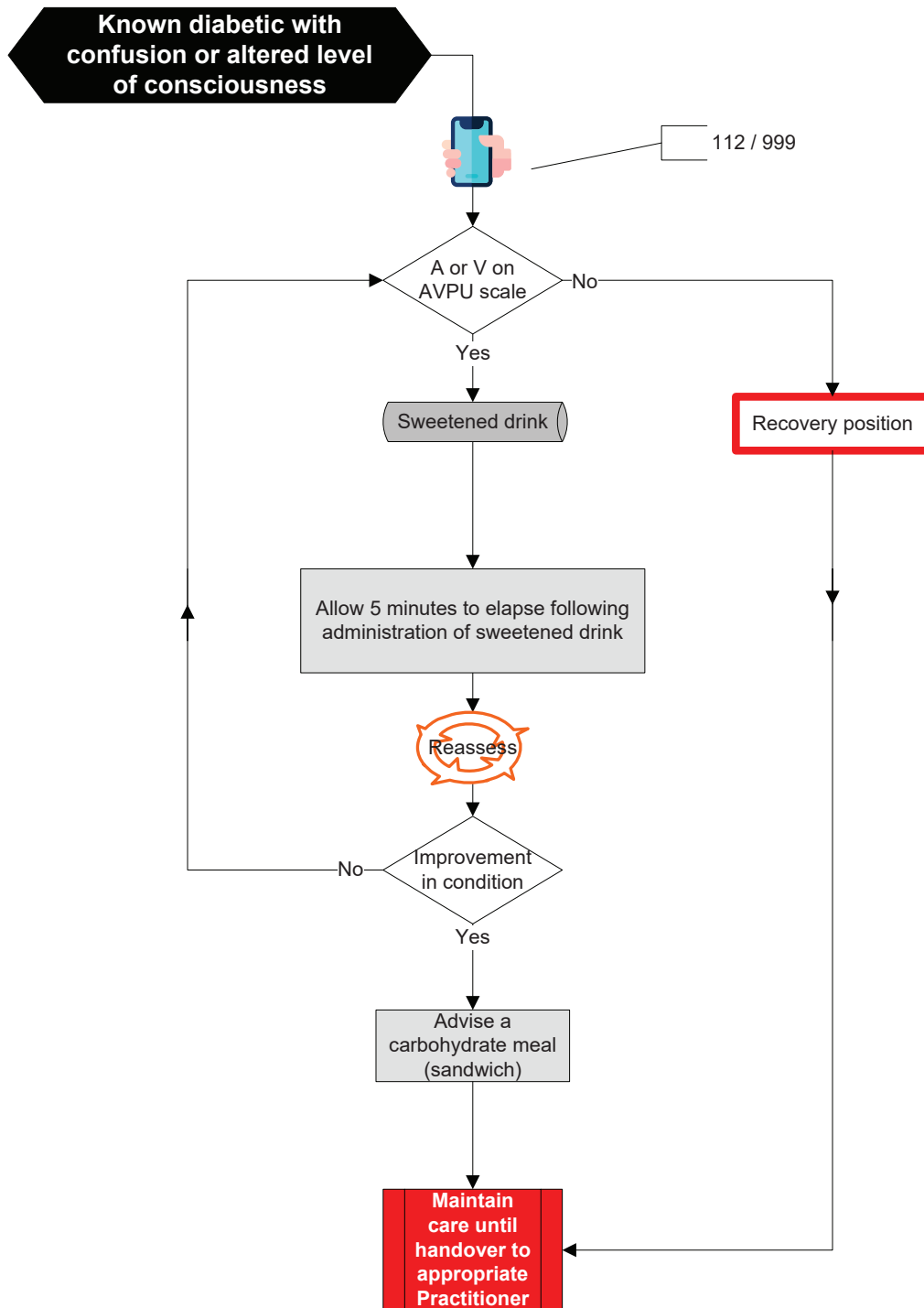


Advise patient to attend a medical practitioner regardless of how simple the faint may appear

Glycaemic Emergency – Adult

2.5.3
Version 3, 02/2021

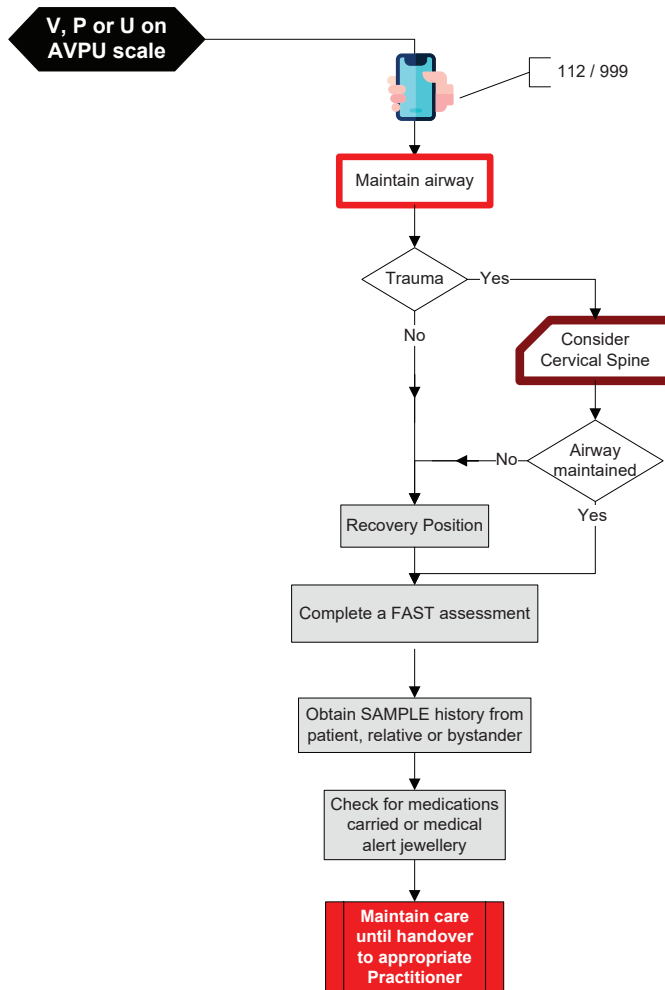
FAR



Altered Level of Consciousness – Adult

2.6.1
Version 2, 12/2020

FAR

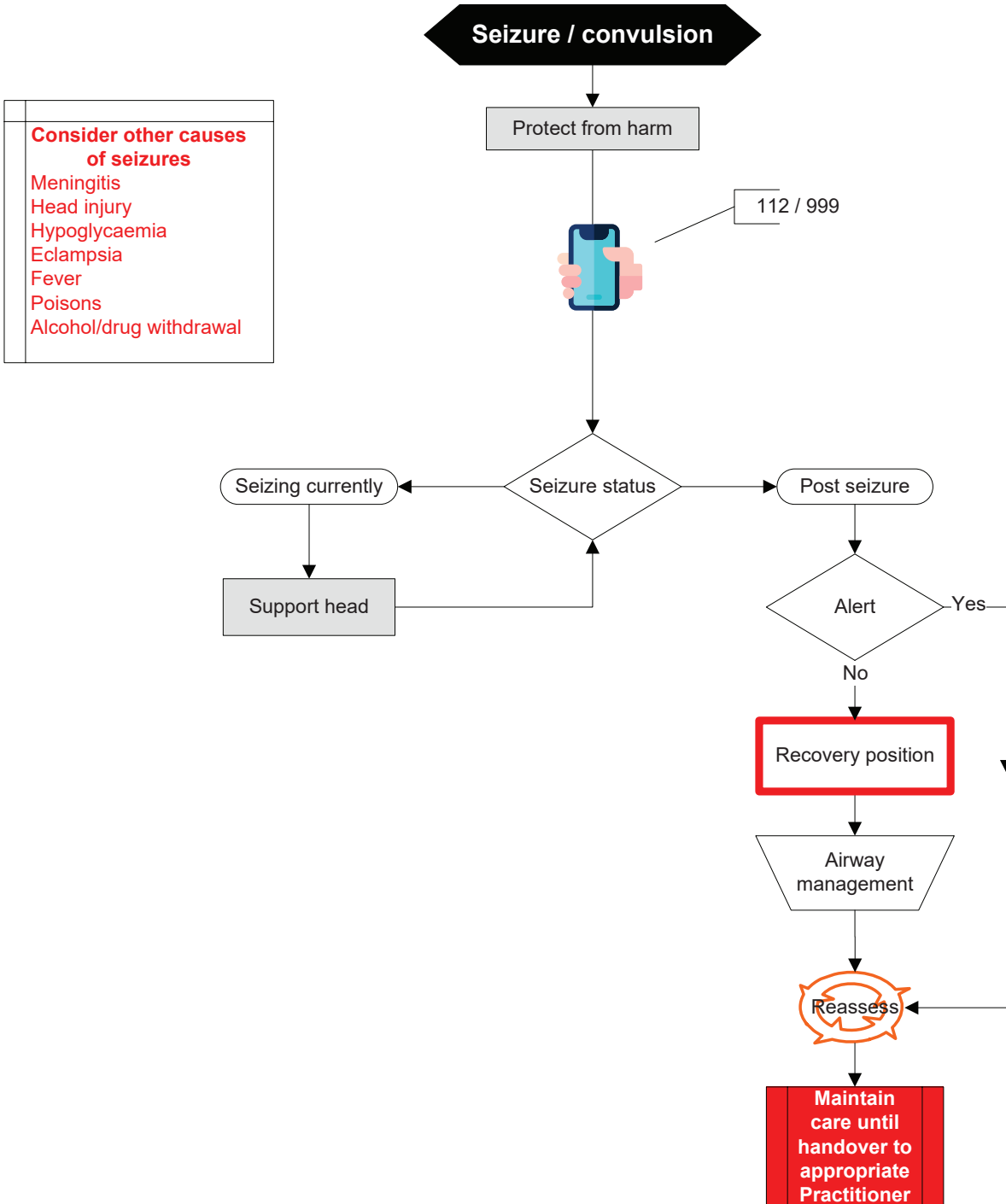


<p>F – facial weakness Can the patient smile? Has their mouth or eye drooped?</p> <p>A – arm weakness Can the patient raise both arms?</p> <p>S – speech problems Can the patient speak clearly and understand what you say?</p> <p>T – time to call 112 (if positive FAST)</p>

Seizure/Convulsion – Adult

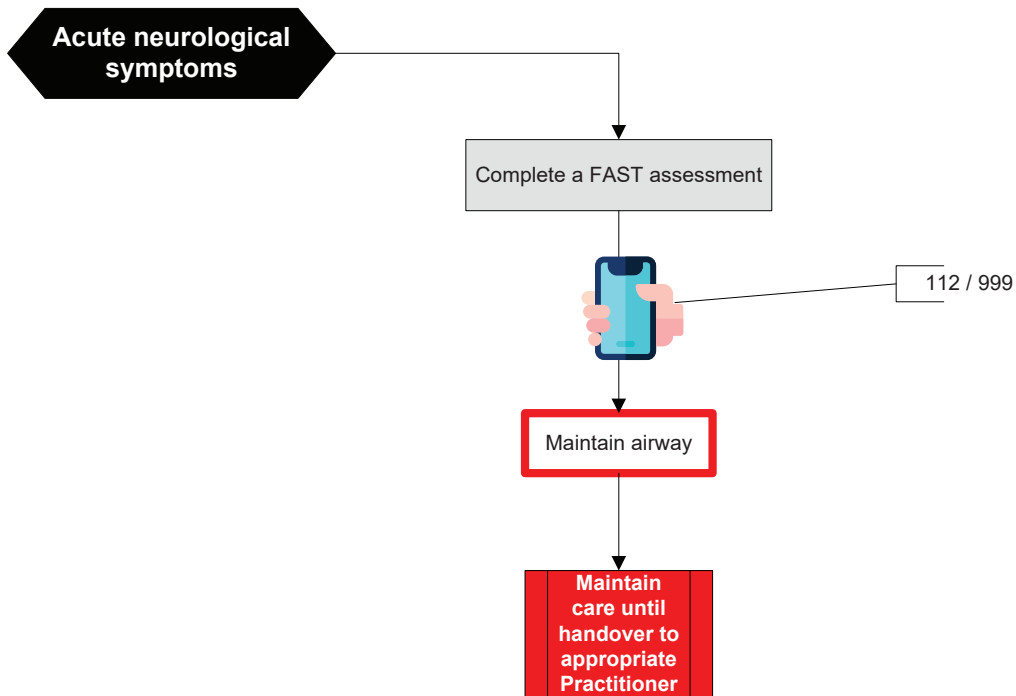
2.6.3
Version 3, 04/2021

FAR



Stroke

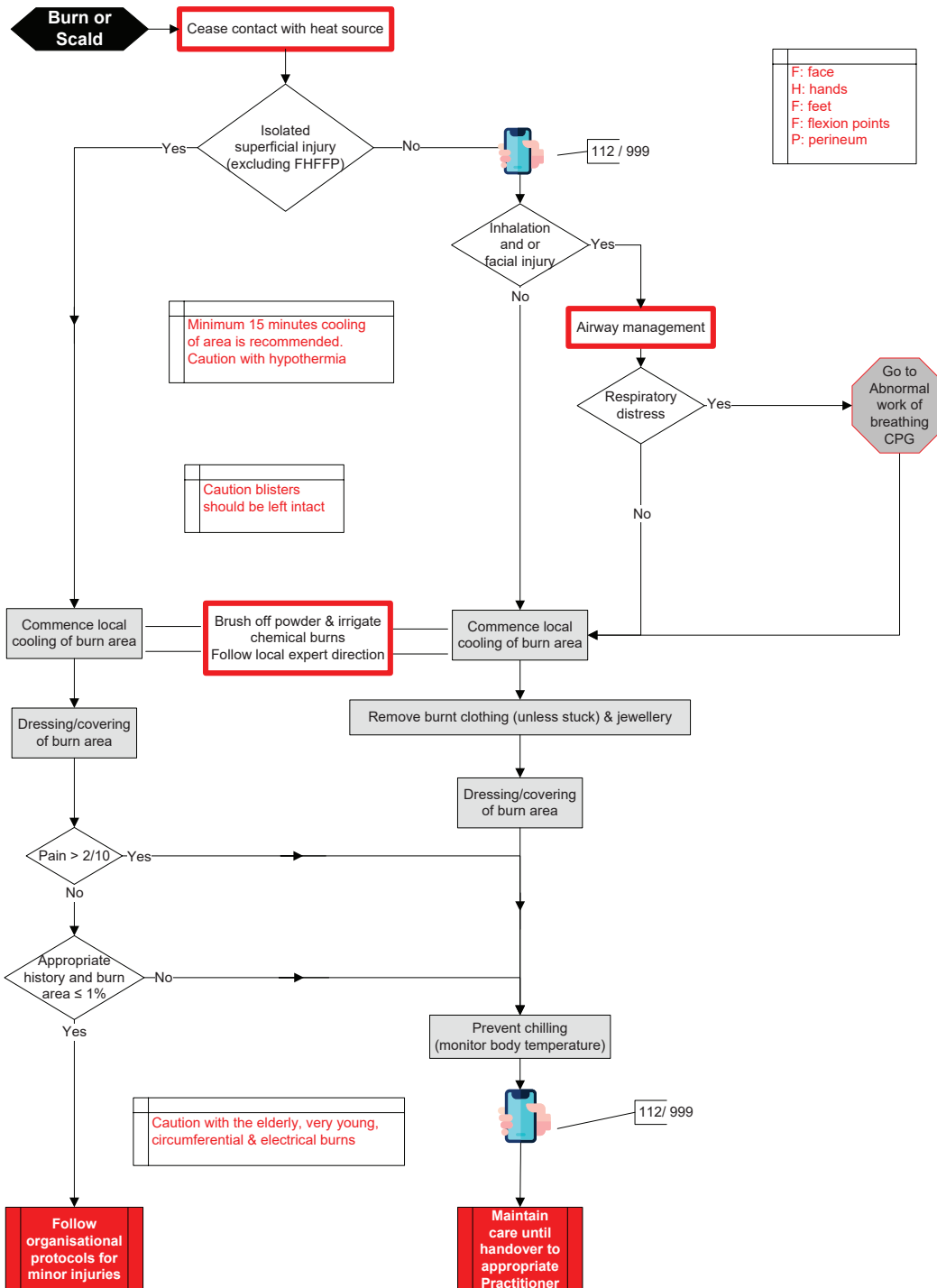
1/2.6.4
Version 4, 04/2021



- F – facial weakness**
Can the patient smile? Has their mouth or eye drooped? Which side?
- A – arm weakness**
Can the patient raise both arms and maintain for 5 seconds?
- S – speech problems**
Can the patient speak clearly and understand what you say?
- T – time to call 112 if FAST positive**

Burns - Adult

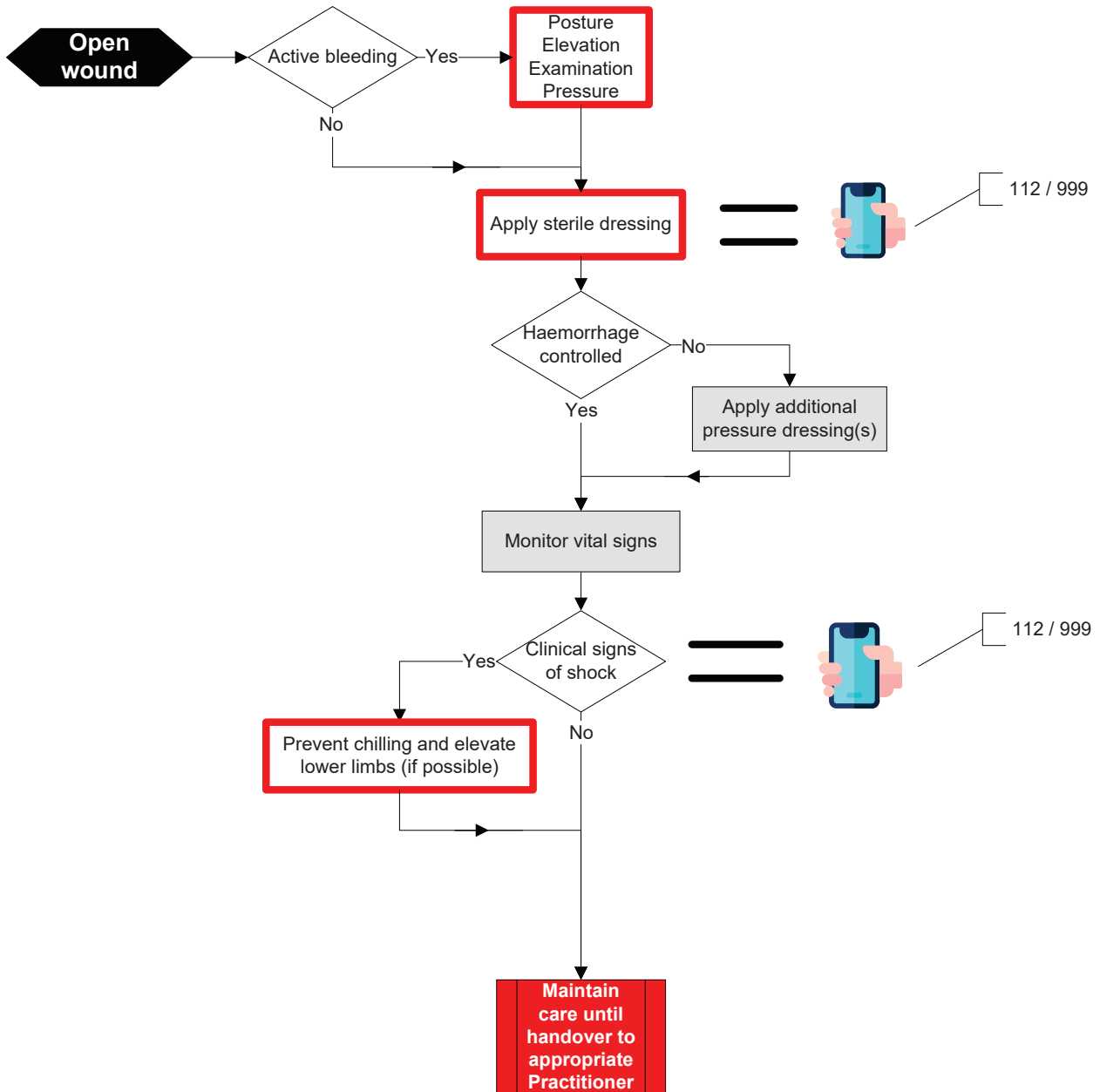
2.8.1
Version 4, 12/2020



External Haemorrhage - Adult

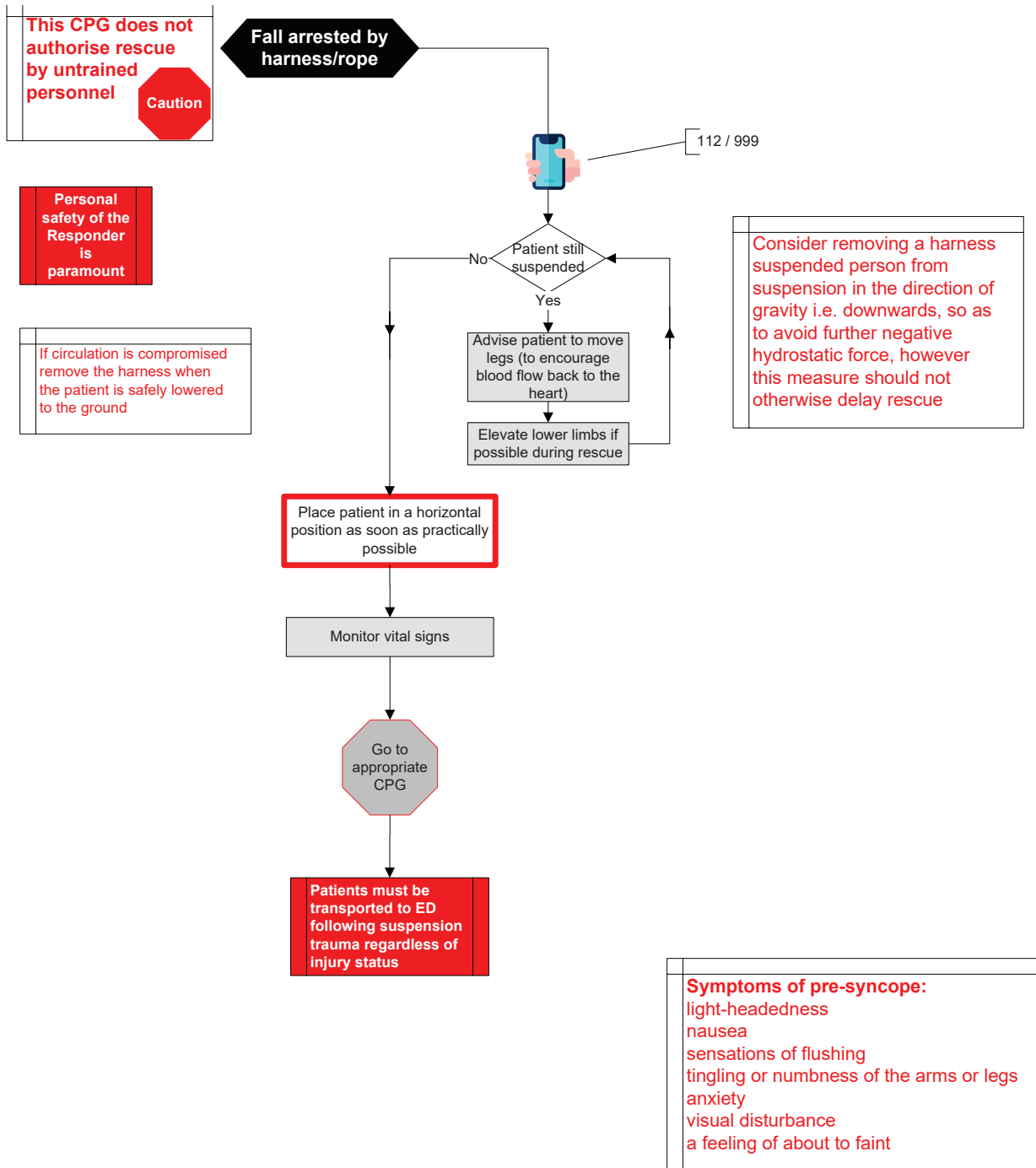
2.8.3
Version 5, 02/2021

FAR



Harness Induced Suspension Trauma

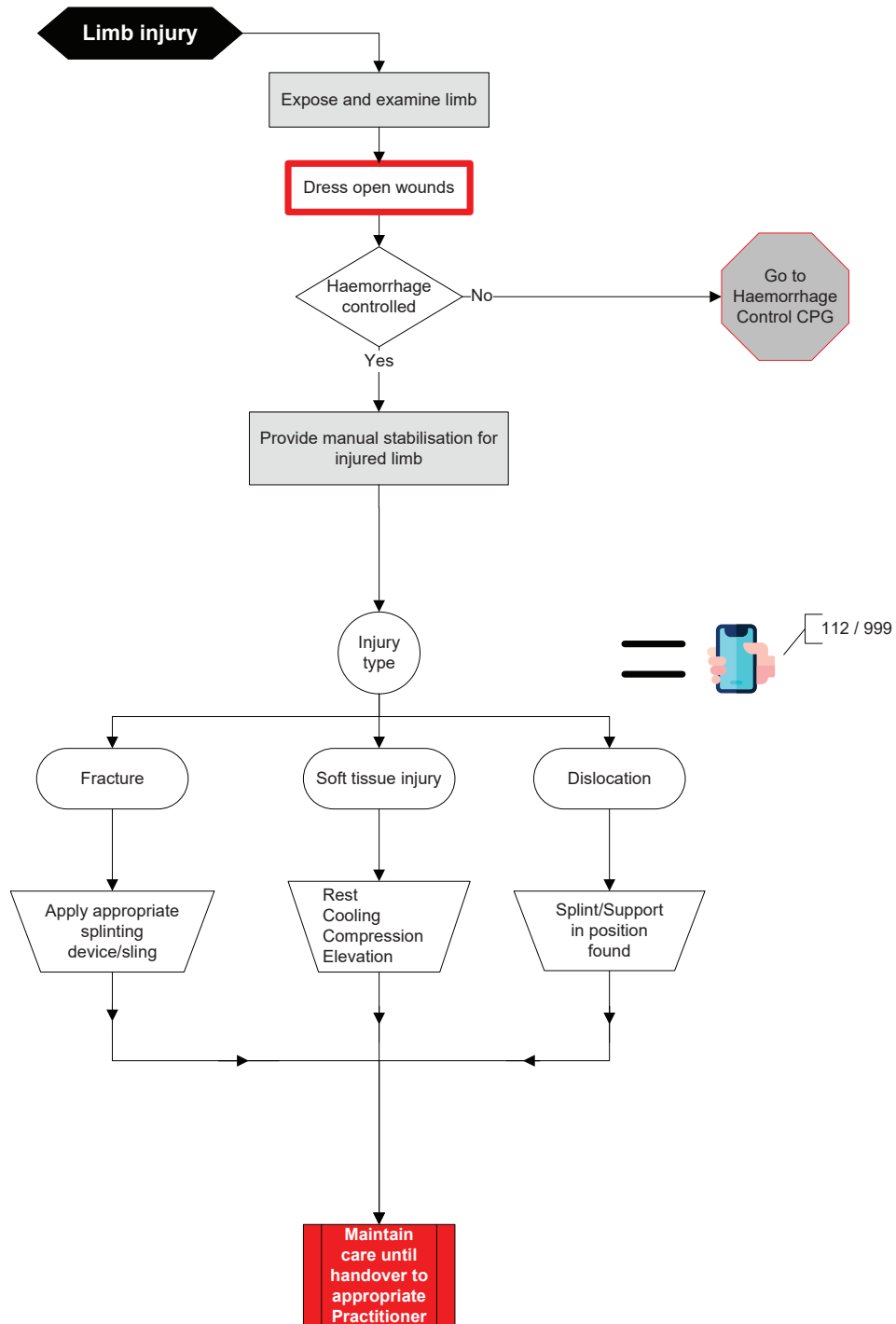
2.8.4
Version 3, 12/2020



Limb Injury - Adult

2.8.6
Version 4, 03/2021

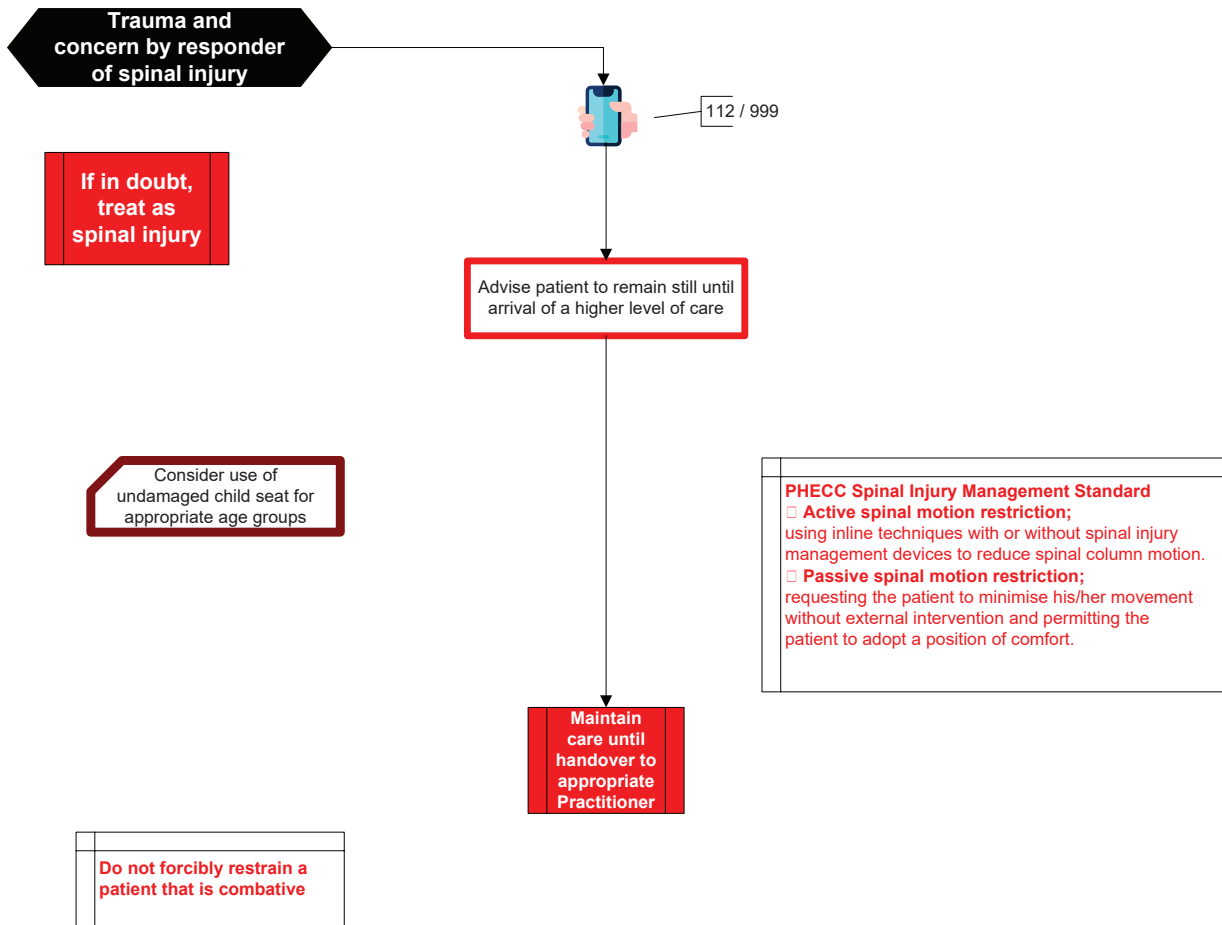
FAR



Spinal Injury Management

2.8.8
Version 4, 12/2020

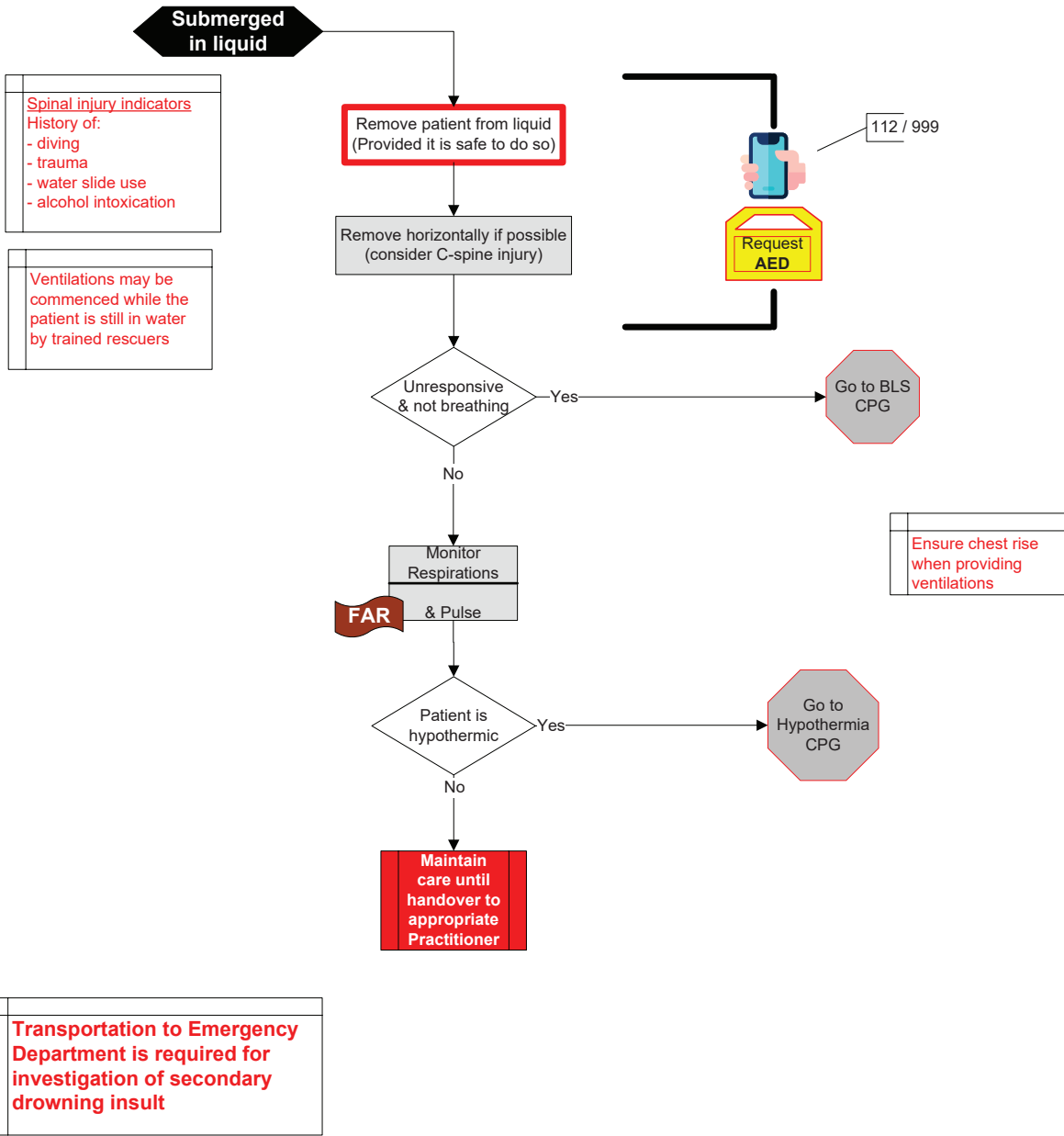
FAR



Submersion Incident

1/2.8.9
Version 3, 04/2021

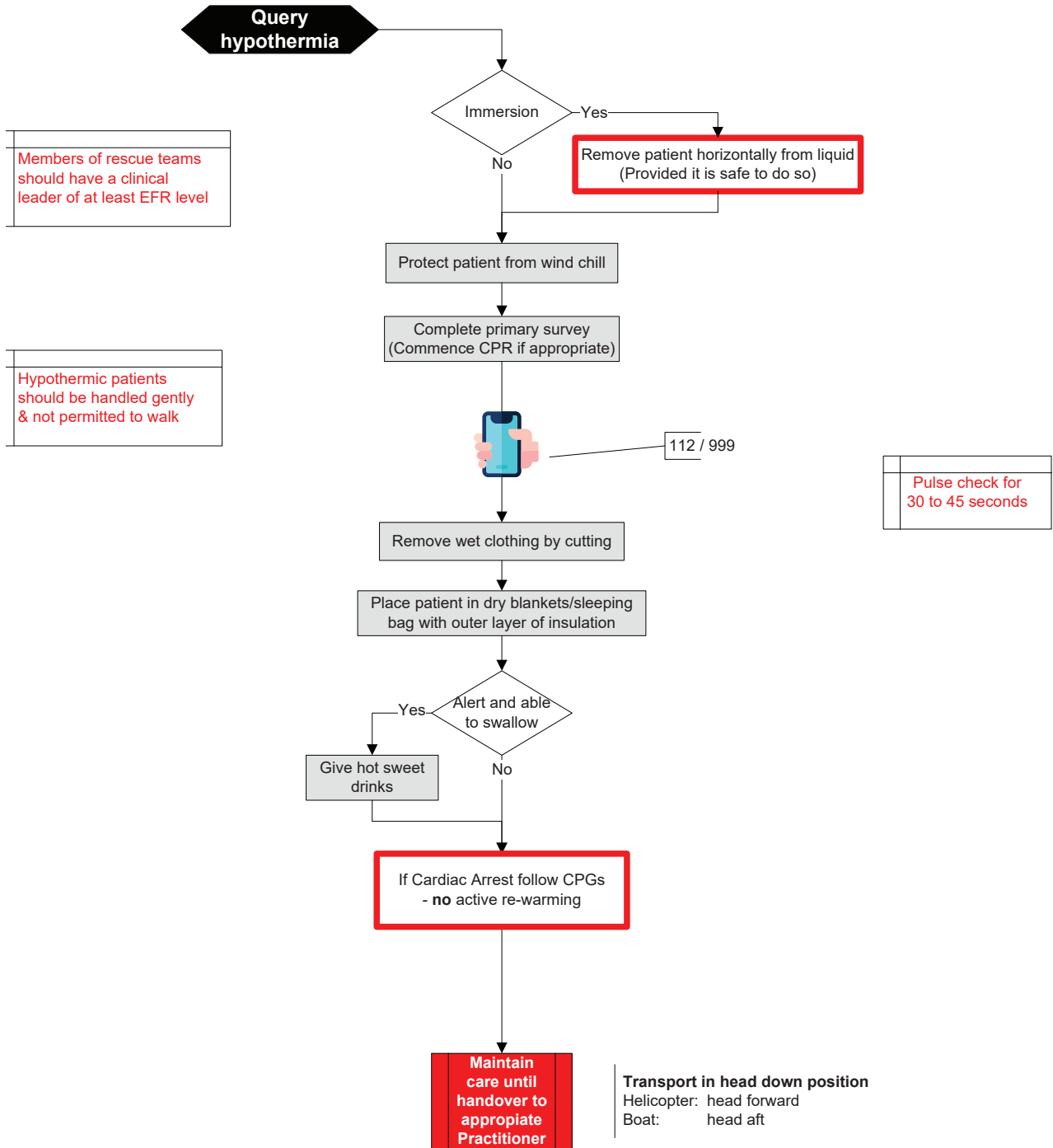
FAR



Hypothermia

2.9.1
Version 4, 03/2021

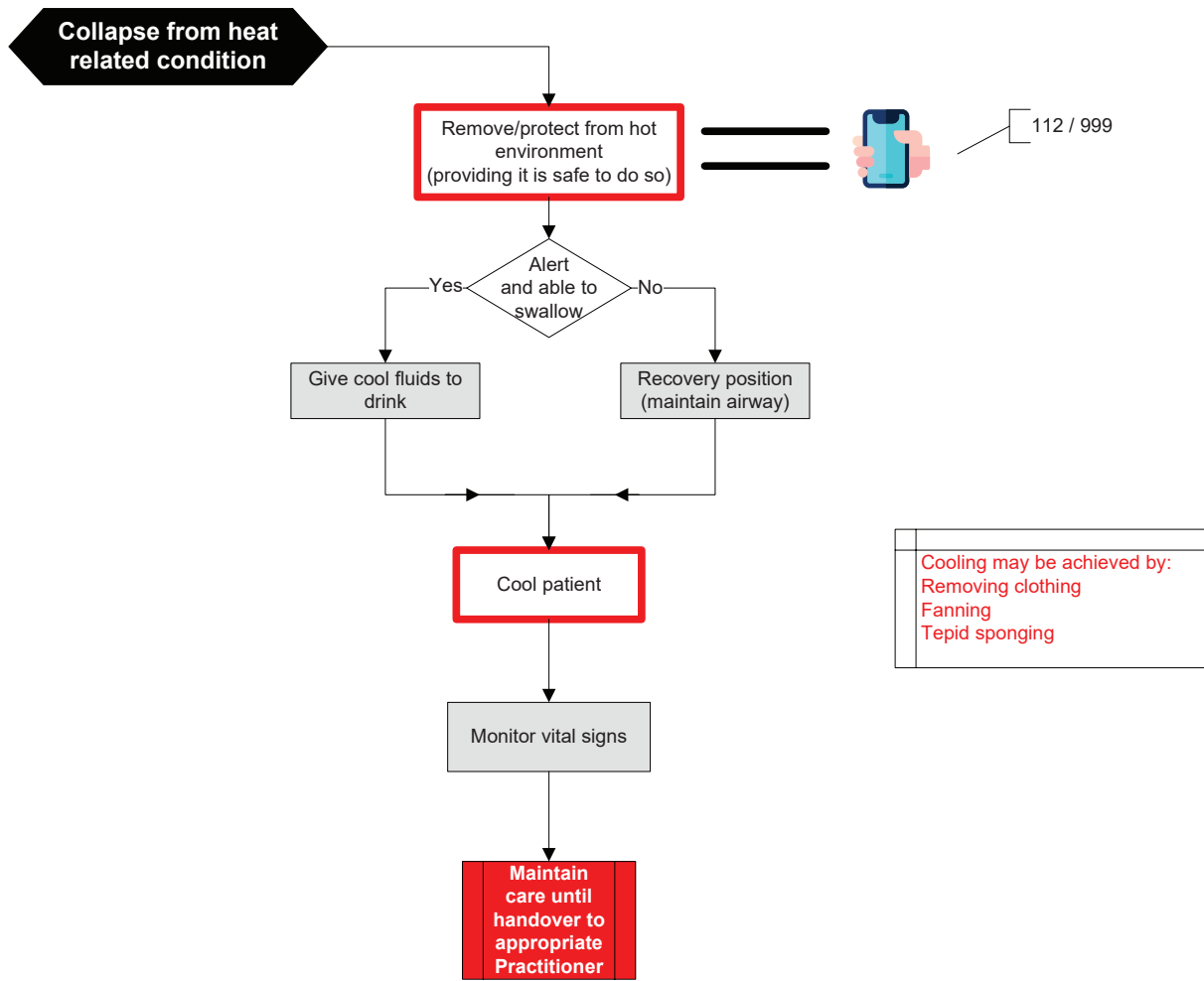
FAR



Heat Related Emergency - Adult

2.9.2
Version 4, 12/2020

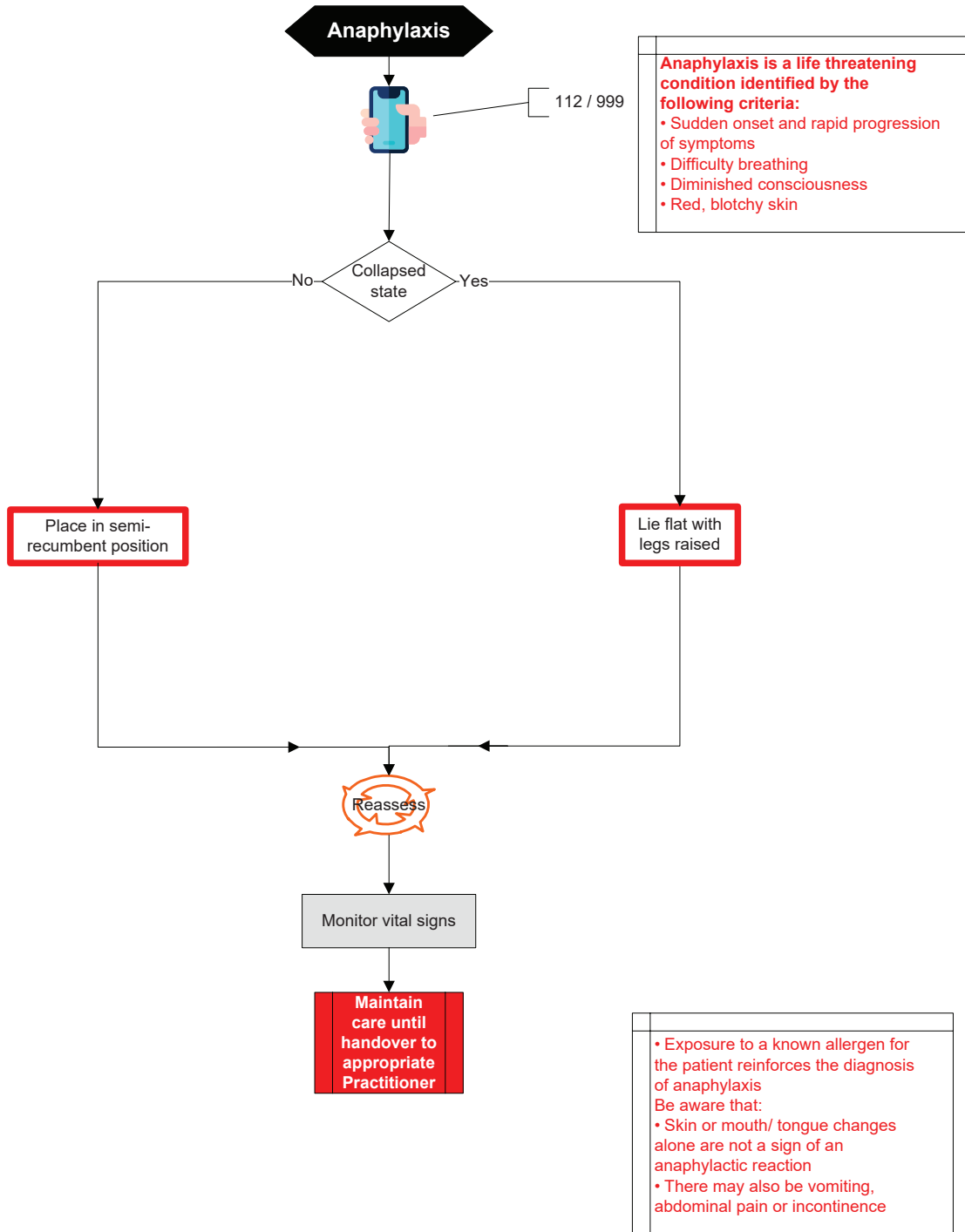
FAR



Allergic Reaction/Anaphylaxis – Adult

2.10.1
Version 3, 03/2021

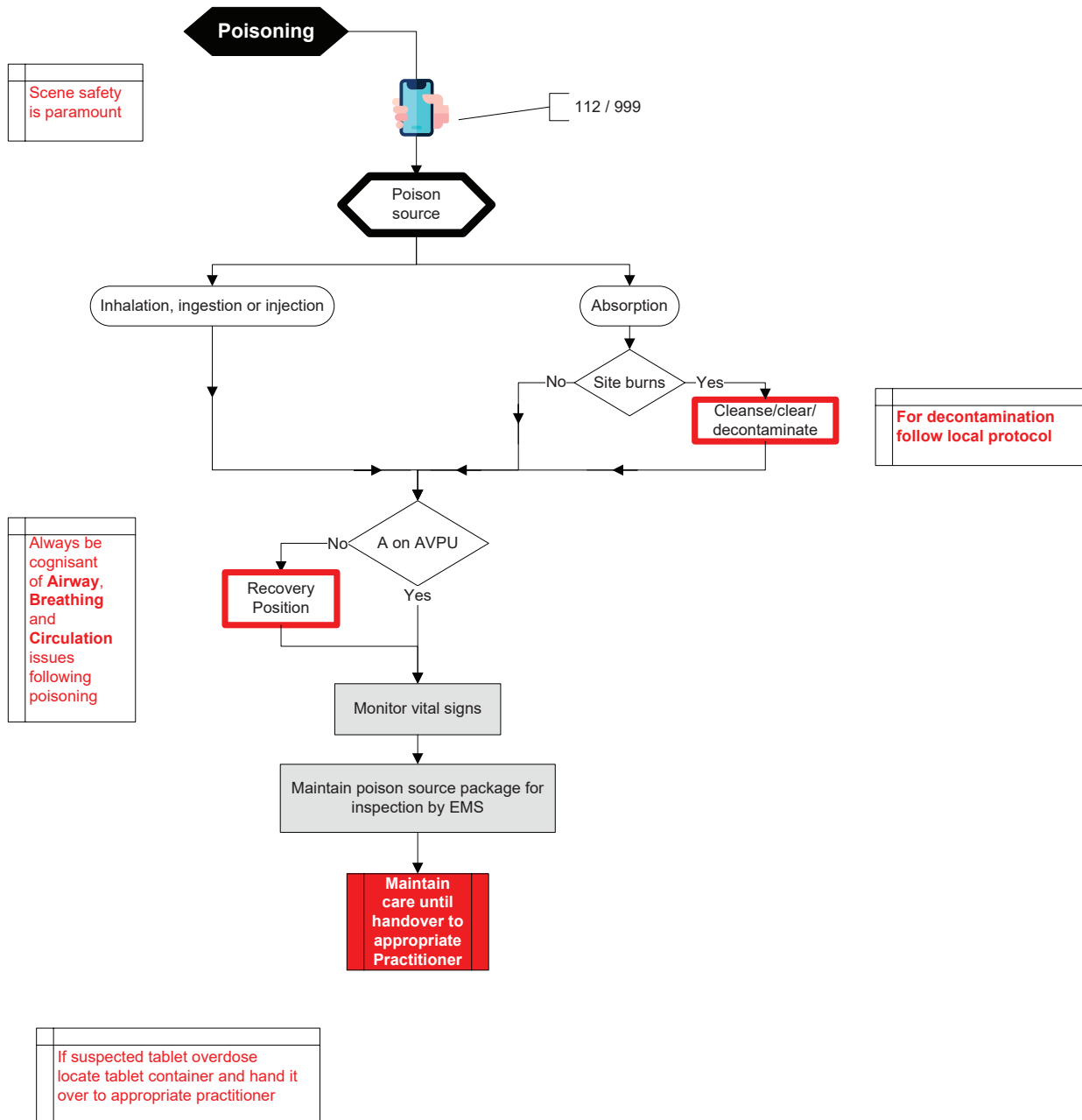
FAR



Poisons - Adult

2.10.2
Version 3, 02/2021

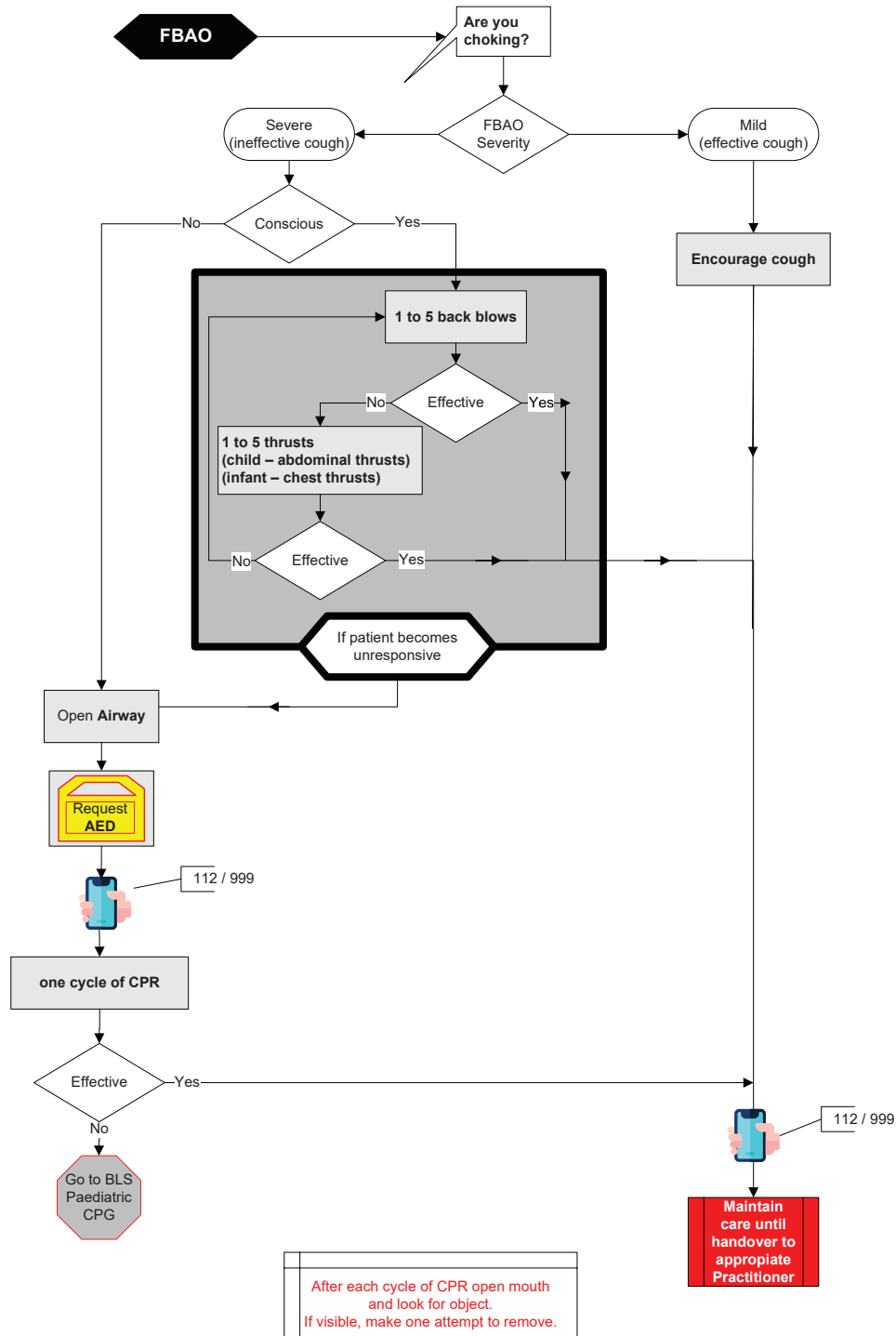
FAR



Foreign Body Airway Obstruction – Paediatric

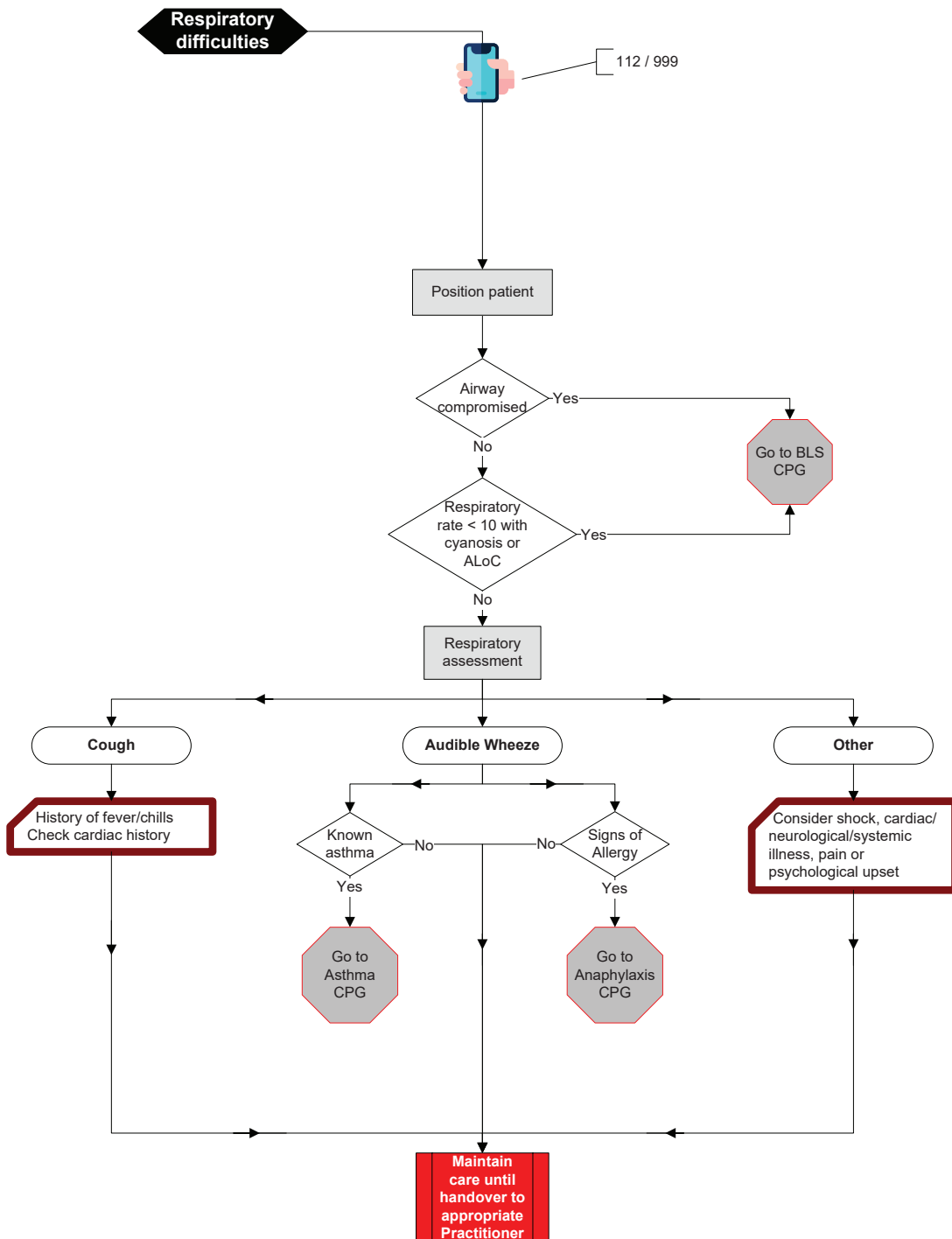
1/2.13.5
Version 6, 03/2021

CFR FAR



Abnormal Work of Breathing - Paediatric

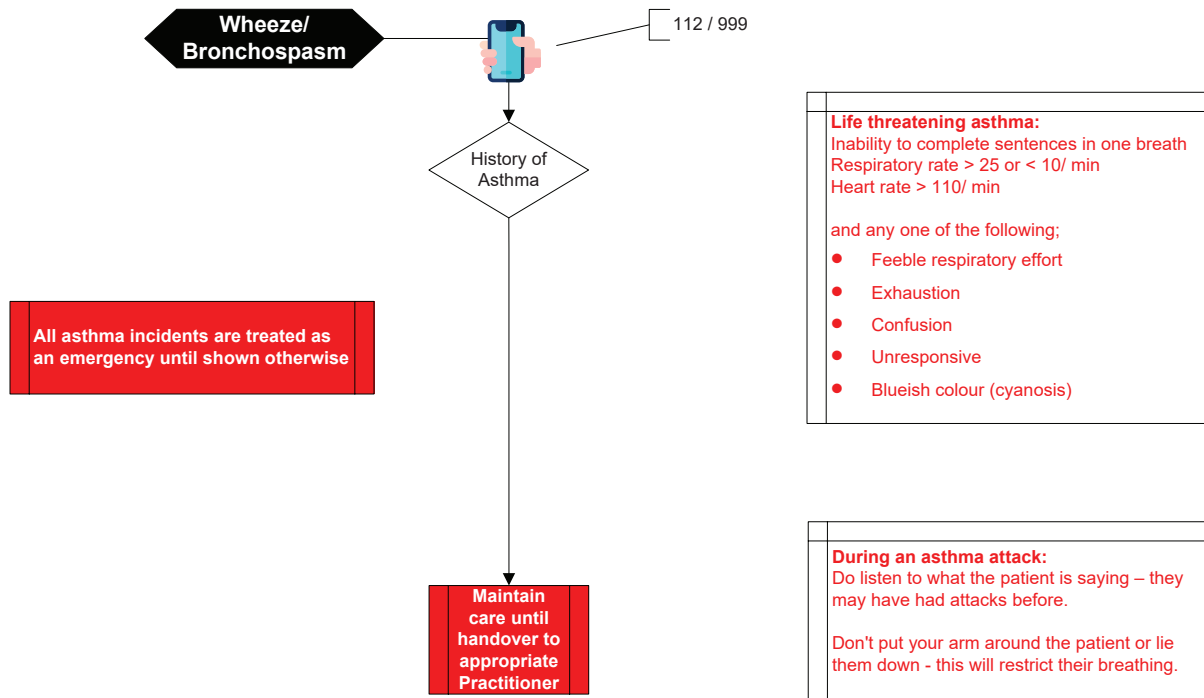
2.13.7
Version 4, 03/2021



Asthma – Paediatric

2.13.8
Version 4, 12/2020

FAR

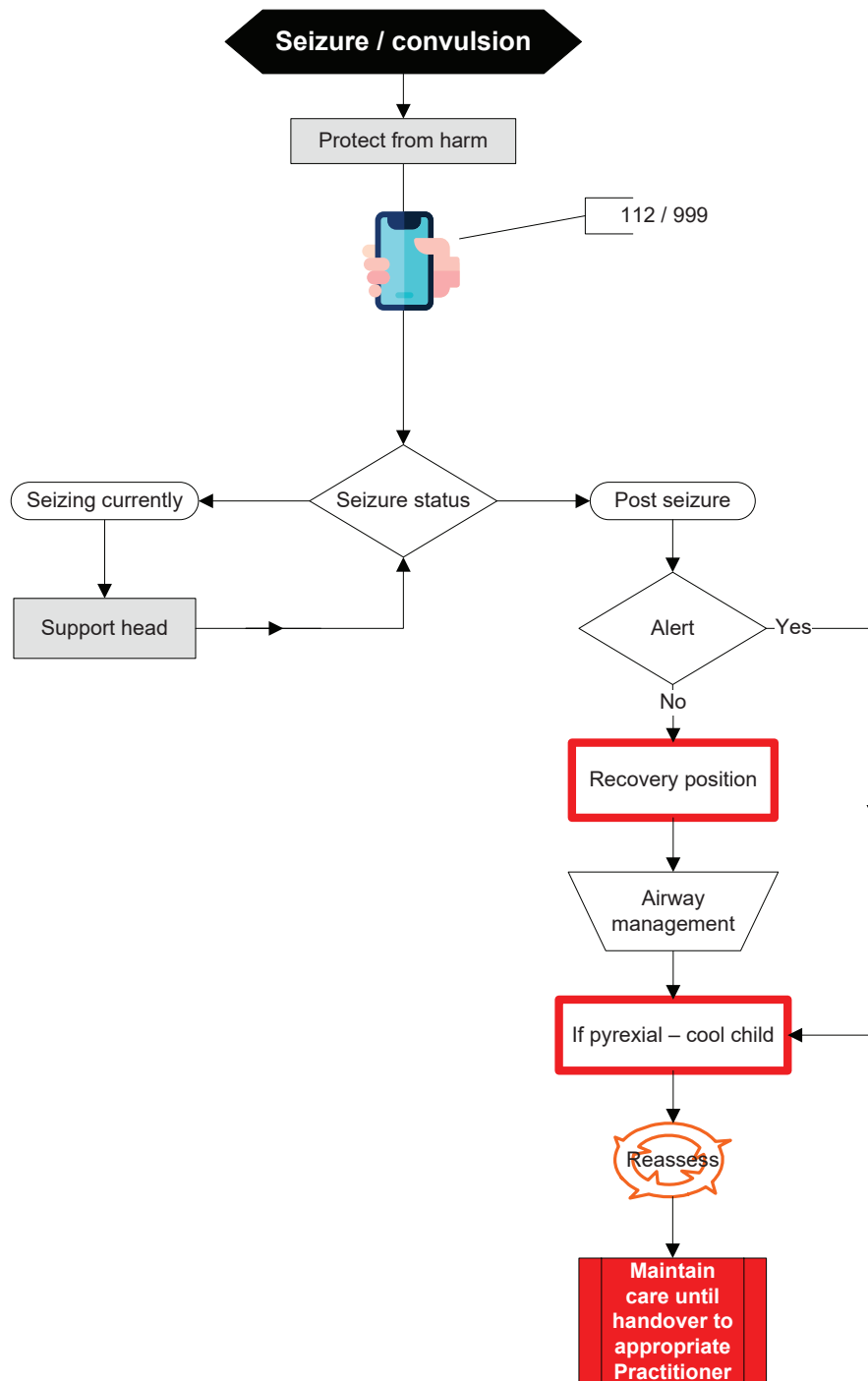


Seizure/Convulsion – Paediatric

2.13.14
Version 4, 12/2020

FAR

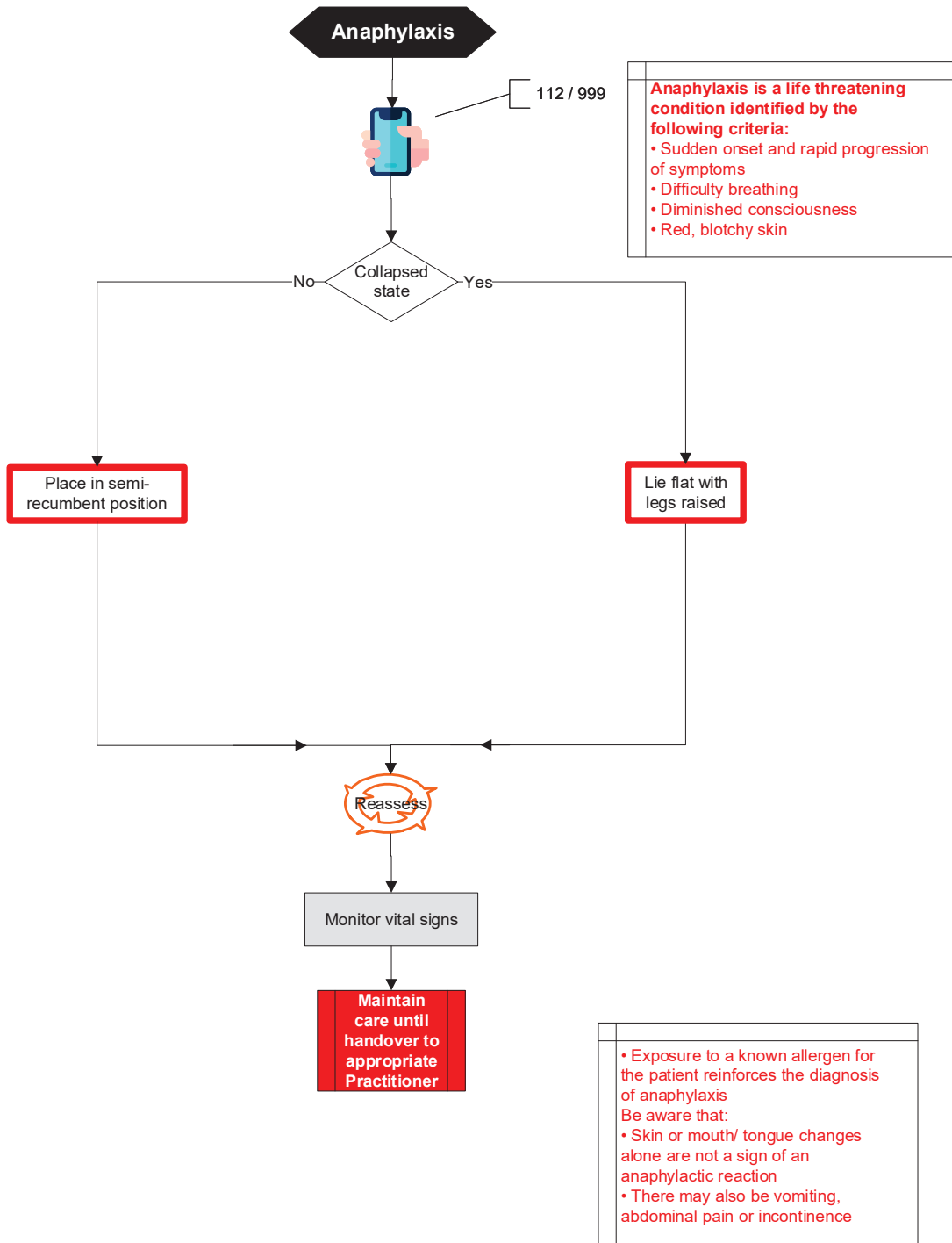
Consider other causes of seizures
 Meningitis
 Head injury
 Hypoglycaemia
 Fever
 Poisons
 Alcohol/drug withdrawal



Allergic Reaction/ Anaphylaxis – Paediatric

2.13.21
Version 4, 02/2021

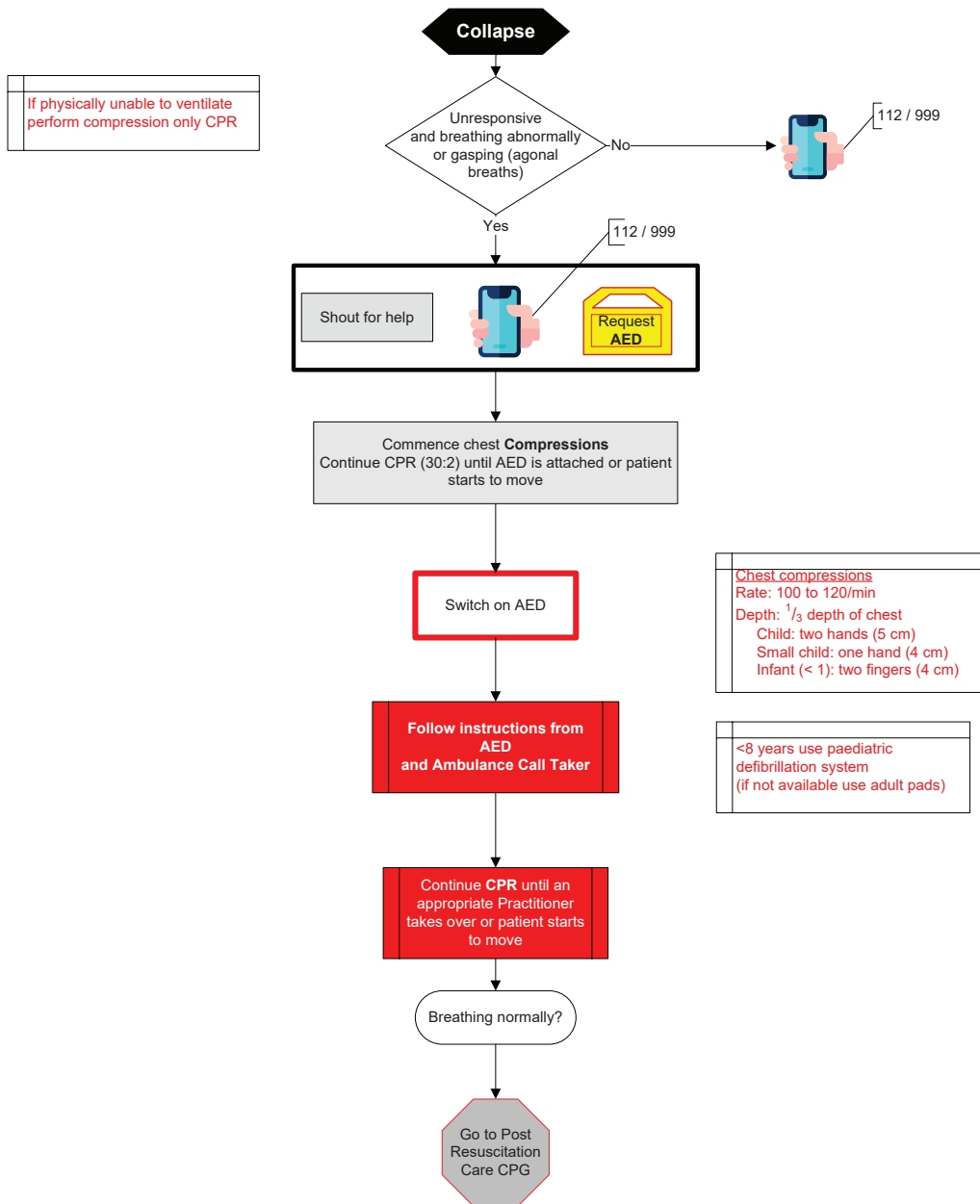
FAR



Basic Life Support – Paediatric

1/2.13.22
Version 8, 03/2021

CFR FAR



If physically unable to ventilate perform compression only CPR

Chest compressions
Rate: 100 to 120/min
Depth: $\frac{1}{3}$ depth of chest
Child: two hands (5 cm)
Small child: one hand (4 cm)
Infant (< 1): two fingers (4 cm)

<8 years use paediatric defibrillation system (if not available use adult pads)

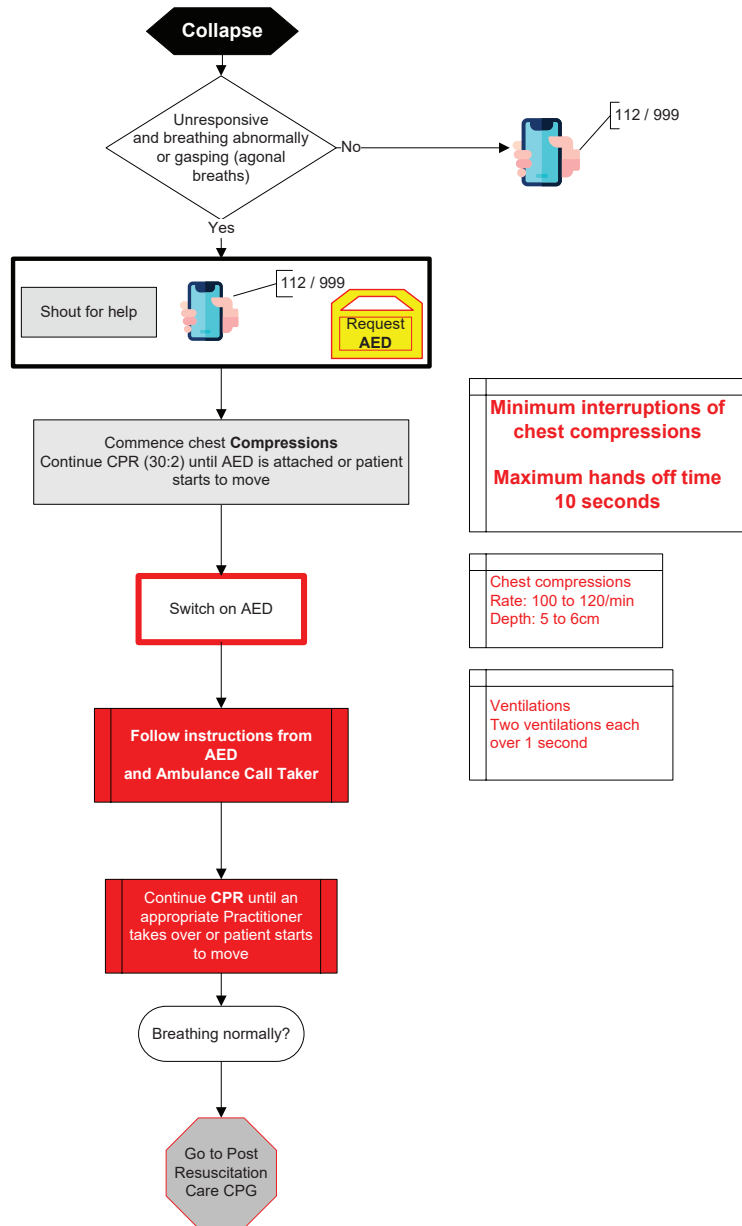
Infant AED
It is extremely unlikely to ever have to defibrillate a child less than 1 year old. Nevertheless, if this were to occur the approach would be the same as for a child over the age of 1. The only likely difference being, the need to place the defibrillation pads anterior (front) and posterior (back), because of the infant's small size.

Basic Life Support – Adult

1/2.14.1
Version 6, 02/2021

CFR FAR

If physically unable to ventilate
perform compression only CPR



Minimum interruptions of chest compressions
Maximum hands off time 10 seconds

Chest compressions
Rate: 100 to 120/min
Depth: 5 to 6cm

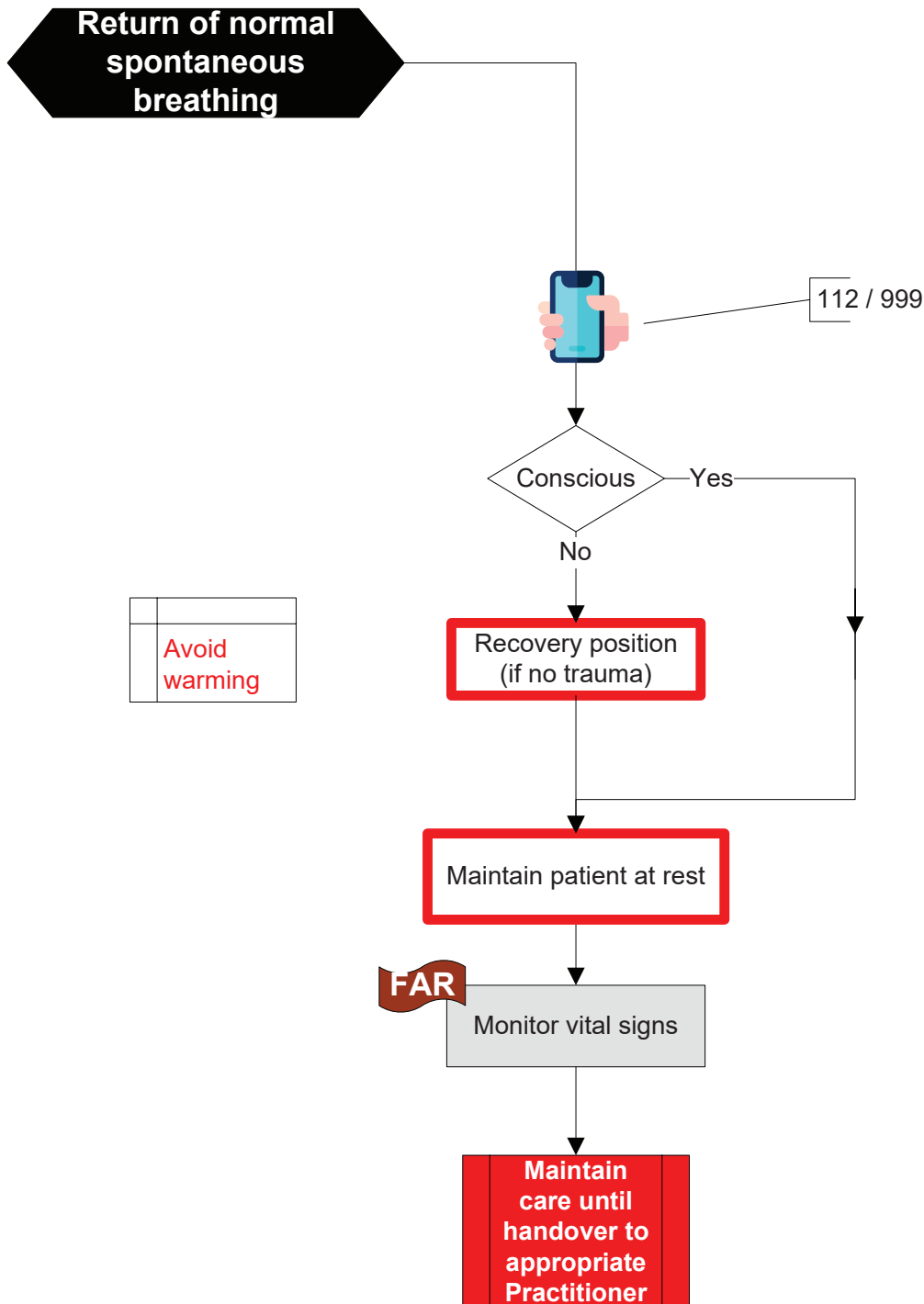
Ventilations
Two ventilations each over 1 second

If an Implantable Cardioverter Defibrillator (ICD) is fitted in the patient treat as per CPG. It is safe to touch a patient with an ICD fitted even if it is firing

Post-Resuscitation Care

1/2.14.6
Version 5, 03/2021

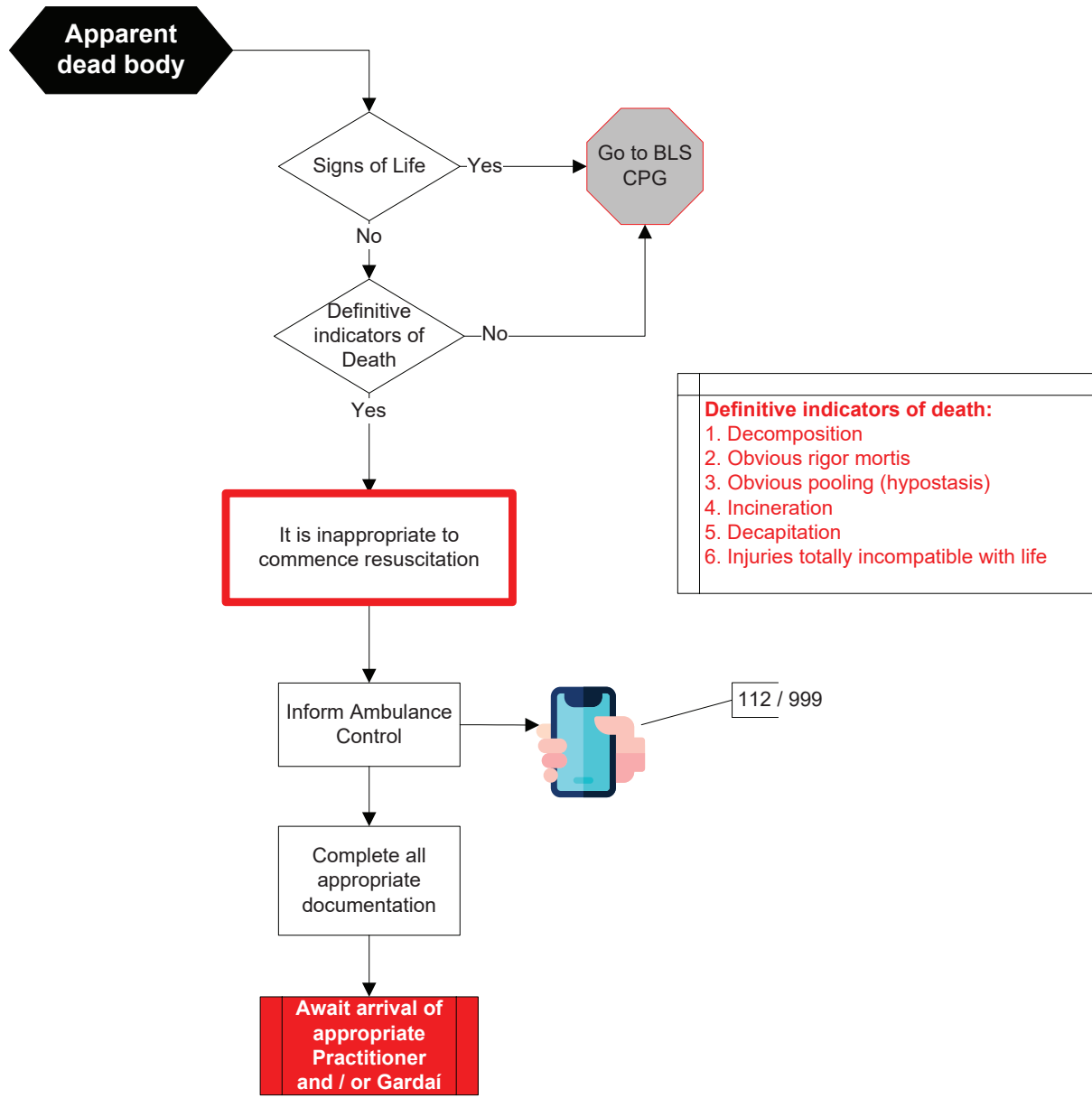
CFR FAR



Recognition of Death – Resuscitation not Indicated

1/2.14.7
Version 3, 12/2020

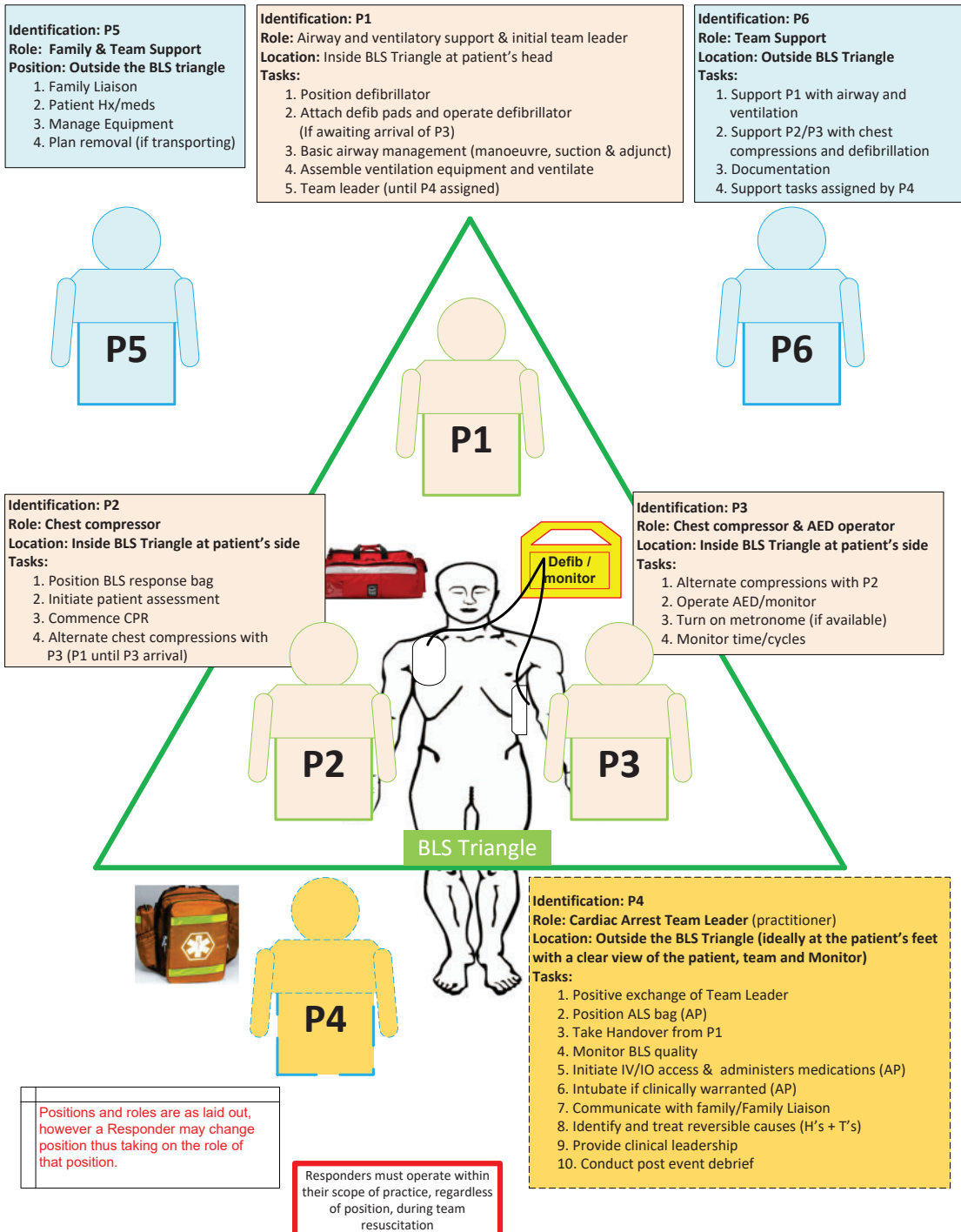
CFR FAR



- Definitive indicators of death:**
1. Decomposition
 2. Obvious rigor mortis
 3. Obvious pooling (hypostasis)
 4. Incineration
 5. Decapitation
 6. Injuries totally incompatible with life

Team Resuscitation

1/2/3.14.8
Version 2, 12/2020



Medication Formulary for First Aid Responders

The Medication Formulary is published by the Pre-Hospital Emergency Care Council (PHECC) to support First Aid Responders to be competent in the use of medications permitted under Clinical Practice Guidelines (CPGs).

The Medication Formulary is recommended by the Medical Advisory Committee (MAC) prior to publication by Council.

The medications herein may be administered provided:

1. The First Aid Responder complies with the CPGs published by PHECC.
2. The First Aid Responder is privileged, by the organisation on whose behalf he/she is acting, to administer the medications.
3. The First Aid Responder has received training on, and is competent in, the administration of the medication.

The context for administration of the medications listed here is outlined in the CPGs. Every effort has been made to ensure accuracy of the medication doses herein. The dose specified on the relevant CPG shall be the definitive dose in relation to First Aid Responder administration of medications. The principle of titrating the dose to the desired effect shall be applied.

The onus rests on the First Aid Responder to ensure that he/she is using the latest versions of CPGs which are available on the PHECC website www.phecc.ie

The route of administration should be as specified by the CPG.

Pregnancy caution:

Medications should be administered in pregnancy only if the expected benefit to the mother is thought to be greater than the risk to the foetus, and all medications should be avoided if possible during the first trimester.

Responders therefore should avoid using medications in early pregnancy unless absolutely essential, and where possible, medical oversight should be sought prior to administration.

This edition contains one medication for First Aid Responders

Please visit www.phecc.ie for the latest edition/version

Changes to Monographs

1. Class and Description headings have merged to one Classification heading in line with BNF drug descriptors
2. Long term side effects have been removed unless essential
3. Pharmacology/Action has been removed unless essential information

ASPIRIN		
Heading	Add	Delete
Classification	Merge Class and Description to Classification: Antithrombotic – Antiplatelet Drug which reduces clot formation.	Class. Description.
Description		Anti-inflammatory agent and an inhibitor of platelet function. Useful agent in the treatment of various thromboembolic diseases such as acute myocardial infarction.
Pharmacology/ Action		Antithrombotic: Inhibits the formation of thromboxane A ₂ , which stimulates platelet aggregation and artery constriction. This reduces clot/ thrombus formation in an MI.
Long term side-effects		Generally mild and infrequent but incidence of gastro-intestinal irritation with slight asymptomatic blood loss, increased bleeding time, bronchospasm and skin reaction in hypersensitive patients.

Clinical Level:



MEDICATION	ASPIRIN
Classification	Antithrombotic – Antiplatelet Drug which reduces clot formation.
Presentation	300 mg dispersible tablet. 300 mg Enteric Coated (EC) tablet.
Administration	Orally (PO) - dispersed in water, or to be chewed if not dispersible form. (CPG: 5/6.3.1, 4.3.1, 1/2/3.3.1).
Indications	Cardiac chest pain or suspected myocardial infarction. Management of unstable angina and non ST-segment elevation myocardial infarction (NSTEMI). Management of ST-segment elevation myocardial infarction (STEMI).
Contra-Indications	Active symptomatic gastrointestinal (GI) ulcer/ Bleeding disorder (e.g. haemophilia)/ Known severe adverse reaction/ Patients < 16 years old (risk of Reye’s Syndrome).
Usual Dosages	<i>Adult:</i> 300 mg Tablet. <i>Paediatric:</i> <i>Contraindicated.</i>
Side effects	Epigastric pain and discomfort/ Bronchospasm/ Gastrointestinal haemorrhage/ Increased bleeding times/ skin reactions in hypersensitive patients.
Additional information	Aspirin 300 mg is indicated for cardiac chest pain, regardless if patient is on an anti-coagulant or is already on Aspirin. If the patient has swallowed Aspirin EC (enteric coated) preparation without chewing, the patient should be regarded as not having taken any Aspirin; administer 300 mg PO.

New Medications and Skills for 2021

CLINICAL LEVEL	CFR-C	CFR-A	FAR	EFR	EMT	P	AP
Activated Charcoal PO*					√	√	√
Adrenaline nebulised						√	√
Dexamethasone PO/IM						√	√
Lidocaine IO							√
Ketamine IM*							√
Uterine massage					√	√	√
Tourniquet application					√	√	√
Pressure points					√	√	√
Ketone measurement*					√	√	√
Tracheostomy management					√	√	√
Malpresentations in labour						√	√
Shoulder Dystocia management						√	√
Posterior ECG in ACS						√	√
Intubation of Stoma							√
Nasogastric Tube insertion*							√
Procedural Sedation*							√
Richmond Agitation-Sedation Scale (RASS)*							√

Care management including the administration of medications as per level of training and division on the PHECC Register and Responder levels.

Pre-Hospital Responders and Practitioners shall only provide care management including medication administration for which they have received specific training. Practitioners must be privileged by a licensed CPG provider to administer specific medications and perform specific clinical interventions.

√	Authorised under PHECC CPGs
URMPIO	Authorised under PHECC CPGs under registered medical practitioner's instructions only
APO	Authorised under PHECC CPGs to assist practitioners only (when applied to EMT to assist paramedic or higher clinical levels)
√ SA	Authorised subject to special authorisation as per CPG
BTEC	<i>Authorised subject to Basic Tactical Emergency Care rules</i>
*	Non-core specified element or action
√ *	Non-core specified element or action for identified clinical level

Paramedic authorisation for IV continuation

Practitioners should note that PHECC registered paramedics are authorised to continue an established IV infusion in the absence of an advanced paramedic or doctor during transportation.

MEDICATIONS

CLINICAL LEVEL	CFR-C	CFR-A	FAR	EFR	EMT	P	AP
Aspirin PO	✓	✓	✓	✓	✓	✓	✓
Oxygen INH		✓		✓	✓	✓	✓
Glucose gel buccal				✓	✓	✓	✓
Glyceryl Trinitrate SL				✓ SA	✓	✓	✓
Adrenaline (1:1000) autoinjector				✓ SA	✓	✓	✓
Salbutamol MDI				✓ SA	✓	✓	✓
Activated Charcoal PO*					✓	✓	✓
Adrenaline (1:1000) IM					✓	✓	✓
Chlorphenamine PO/IM					✓	✓	✓
Glucagon IM					✓	✓	✓
Ibuprofen PO					✓	✓	✓
Methoxyflurane INH					✓	✓	✓
Naloxone IN					✓	✓	✓
Nitrous Oxide and Oxygen INH					✓	✓	✓
Paracetamol PO					✓	✓	✓
Salbutamol nebulised					✓	✓	✓
Adrenaline nebulised						✓	✓
Clopidogrel PO						✓	✓
Cyclizine IM						✓	✓
Dexamethasone PO/IM						✓	✓
Glucose 5% IV						✓ SA	✓
Glucose 10% IV						✓ SA	✓
Hydrocortisone IM						✓	✓
Ipratropium Bromide nebulised						✓	✓
Midazolam buccal/IM/IN						✓	✓

APPENDIX 2 - Medication & Skills Matrix

FIRST AID RESPONDER

CLINICAL LEVEL	CFR-C	CFR-A	FAR	EFR	EMT	P	AP
Naloxone IM/SC						√	√
Ondansetron IM						√	√
Oxytocin IM						√	√
Ticagrelor PO						√	√
Sodium Chloride 0.9% IV/IO						√ SA	√
Adenosine IV							√
Adrenaline (1:10,000) IV/IO							√
Amiodarone IV/IO							√
Atropine IV/IO							√
Ceftriaxone IV/IO/IM							√
Chlorphenamine IV							√
Cyclizine IV							√
Diazepam IV/PR							√
Fentanyl IN/IV							√
Furosemide IV							√
Glycopyrronium Bromide SC*							√
Haloperidol PO/SC*							√
Hydrocortisone IV							√
Hyoscine Butylbromide SC*							√
Ketamine IV/IM*							√
Lidocaine IV/IO							√
Lorazepam PO							√
Magnesium Sulphate IV							√
Midazolam IV							√
Morphine IV/PO/IM							√
Naloxone IV/IO							√
Ondansetron IV							√
Paracetamol IV/PR							√
Sodium Bicarbonate IV/IO							√
Tranexamic Acid IV							√

AIRWAY & BREATHING MANAGEMENT

CLINICAL LEVEL	CFR-C	CFR-A	FAR	EFR	EMT	P	AP
FBAO management	✓	✓	✓	✓	✓	✓	✓
Head tilt chin lift	✓	✓	✓	✓	✓	✓	✓
Pocket mask	✓	✓	✓	✓	✓	✓	✓
Recovery position	✓	✓	✓	✓	✓	✓	✓
Non-rebreather mask		✓		✓	✓	✓	✓
Oropharyngeal airway		✓		✓	✓	✓	✓
Oral suctioning		✓		✓	✓	✓	✓
Venturi mask		✓		✓	✓	✓	✓
Bag Valve Mask		✓		✓	✓	✓	✓
Jaw thrust				✓	✓	✓	✓
Nasal cannula		✓		✓	✓	✓	✓
Oxygen humidification				✓	✓	✓	✓
Nasopharyngeal airway				BTEC	BTEC	✓	✓
Supraglottic airway adult (uncuffed)		✓			✓	✓	✓
Supraglottic airway adult (cuffed)					✓ SA	✓	✓
Tracheostomy management					✓	✓	✓
Continuous Positive Airway Pressure						✓	✓
Non-Invasive ventilation device						✓	✓
Supraglottic airway paediatric						✓	✓
Endotracheal intubation							✓
Intubation of stoma							✓
Laryngoscopy / Magill forceps							✓
Needle cricothyrotomy							✓
Needle thoracocentesis							✓

CARDIAC

CLINICAL LEVEL	CFR-C	CFR-A	FAR	EFR	EMT	P	AP
AED adult & paediatric	√	√	√	√	√	√	√
CPR adult, child & infant	√	√	√	√	√	√	√
Recognise death and resuscitation not indicated	√	√	√	√	√	√	√
Neonate resuscitation					√	√	√
ECG monitoring					√	√	√
CPR mechanical assist device*					√	√	√
Cease resuscitation - adult					√ SA	√	√
12 lead ECG						√	√
Manual defibrillation						√ *	√
Right sided ECG in ACS						√	√
Posterior ECG in ACS						√	√

HAEMORRHAGE CONTROL

CLINICAL LEVEL	CFR-C	CFR-A	FAR	EFR	EMT	P	AP
Direct pressure			√	√	√	√	√
Nose bleed			√	√	√	√	√
Haemostatic agent				BTEC*	√ *	√	√
Tourniquet application				BTEC	√	√	√
Pressure points					√	√	√
Wound closure clips					BTEC	√ *	√ *
Nasal pack						√	√

MEDICATION ADMINISTRATION

CLINICAL LEVEL	CFR-C	CFR-A	FAR	EFR	EMT	P	AP
Oral	✓	✓	✓	✓	✓	✓	✓
Buccal				✓	✓	✓	✓
Metered dose inhaler				✓ SA	✓	✓	✓
Sublingual				✓ SA	✓	✓	✓
Intramuscular injection					✓	✓	✓
Intranasal					✓	✓	✓
Nebuliser					✓	✓	✓
Subcutaneous injection					✓	✓	✓
Infusion maintenance						✓	✓
Infusion calculations							✓
Intraosseous injection/infusion							✓
Intravenous injection/infusion							✓
Per rectum							✓

TRAUMA

CLINICAL LEVEL	CFR-C	CFR-A	FAR	EFR	EMT	P	AP
Burns care			✓	✓	✓	✓	✓
Application of a sling			✓	✓	✓	✓	✓
Soft tissue injury			✓	✓	✓	✓	✓
Active Spinal Motion Restriction			✓	✓	✓	✓	✓
Hot packs for active rewarming (hypothermia)			✓	✓	✓	✓	✓
Cervical collar application				✓	✓	✓	✓
Helmet stabilisation/removal				✓	✓	✓	✓
Splinting device application to upper limb				✓	✓	✓	✓
Splinting device application to lower limb				✓	✓	✓	✓
Log roll				APO	✓	✓	✓
Move patient with a carrying sheet				APO	✓	✓	✓
Extrication using a long board				✓ SA	✓	✓	✓
Rapid Extraction				✓ SA	✓	✓	✓
Secure and move a patient with an extrication device				✓ SA	✓	✓	✓
Move a patient with a split device (Orthopaedic stretcher)				✓ SA	✓	✓	✓
Passive Spinal Motion Restriction						✓	✓
Pelvic Splinting device				BTEC	✓	✓	✓
Move and secure patient into a vacuum mattress				BTEC	✓	✓	✓
Move and secure a patient to a paediatric board					✓	✓	✓
Traction splint application					APO	✓	✓
Lateral dislocation of patella – reduction						✓	✓
Taser gun barb removal						✓	✓

OTHER

CLINICAL LEVEL	CFR-C	CFR-A	FAR	EFR	EMT	P	AP
Use of Red Card	√	√	√	√	√	√	√
Assist normal delivery of a baby				APO	√	√	√
De-escalation and breakaway skills					√	√	√
ASHICE radio report					√	√	√
IMIST-AMBO handover					√	√	√
Uterine massage					√	√	√
Malpresentations in labour						√	√
Shoulder Dystocia management						√	√
Umbilical cord complications						√	√
Verification of Death						√	√
Intraosseous cannulation							√
Intravenous cannulation							√
Nasogastric tube insertion*							√
Procedural Sedation*							√
Urinary catheterisation*							√

PATIENT ASSESSMENT

CLINICAL LEVEL	CFR-C	CFR-A	FAR	EFR	EMT	P	AP
Assess responsiveness	√	√	√	√	√	√	√
Check breathing	√	√	√	√	√	√	√
FAST assessment	√	√	√	√	√	√	√
Capillary refill			√	√	√	√	√
AVPU			√	√	√	√	√
Pulse check			√	√	√	√	√
Breathing / pulse rate		√ SA	√	√	√	√	√
Primary survey			√	√	√	√	√
SAMPLE history			√	√	√	√	√
Secondary survey			√	√	√	√	√

APPENDIX 2 - Medication & Skills Matrix

FIRST AID RESPONDER

CLINICAL LEVEL	CFR-C	CFR-A	FAR	EFR	EMT	P	AP
CSM assessment				√	√	√	√
Rule of Nines				√	√	√	√
Assess pupils				√	√	√	√
Blood pressure				√ SA	√	√	√
Capacity evaluation					√	√	√
Chest auscultation					√	√	√
Glucometry					√	√	√
Ketone measurement*					√	√	√
Paediatric Assessment Triangle					√	√	√
Pain assessment					√	√	√
Patient Clinical Status					√	√	√
Pulse oximetry					√	√	√
Temperature					√	√	√
Triage sieve					√	√	√
Broselow tape						√	√
Capnography						√	√
Glasgow Coma Scale (GCS)						√	√
Peak expiratory flow						√	√
Pre-hospital Early Warning Score						√	√
Treat and referral						√	√
Triage sort						√	√
Richmond Agitation-Sedation Scale (RASS) *							√

CRITICAL INCIDENT STRESS MANAGEMENT (CISM)

Your Psychological Well-Being

It is extremely important for your psychological well-being that you do not expect to save every critically ill or injured patient that you treat. For a patient who is not in hospital, whether they survive a cardiac arrest or multiple traumas depends on a number of factors including any other medical condition the patient has. Your aim should be to perform your interventions well and to administer the appropriate medications within your scope of practice. However, sometimes you may encounter a situation which is highly stressful for you, giving rise to Critical Incident Stress (CIS). A critical incident is an incident or event which may overwhelm or threaten to overwhelm our normal coping responses. As a result of this we can experience CIS.

When can I be adversely affected by a critical incident? Listed below are some common ways in which people react to incidents like this:

- Feeling of distress or sadness
- Strong feeling of anger
- Feeling of disillusionment
- Feeling of guilt
- Feeling of apprehension/anxiety/fear of:
 - Losing control/breaking down or
 - Something similar happening again
 - Not having done all I think I could have done
- Avoidance of the scene of incident/trauma
- Bad dreams, nightmares or startling easily
- Distressing memories or 'flashbacks' of the incident
- Feeling 'on edge', irritable, angry, under threat/pressure
- Feeling emotionally fragile or emotionally numb
- Feeling cut off from your family or close friends – "I can't talk to them" or "I don't want to upset them"
- Feeling of needing to control everything

Some Do's and Don'ts

- **DO express your emotions:**
 - Talk about what happened
 - Talk about how you feel and how the event has impacted you
 - Be kind to yourself and to others.
- **DO** talk about what has happened as often as you need
- **DO** find opportunities to review the experience **DO** discuss what happened with colleagues **DO** ask friends and colleagues for support
- **DO** listen sympathetically if a colleague wants to talk
- **DO** advise colleagues about receiving appropriate help
- **DO** keep to daily routines
- **DO** drive more carefully
- **DO** be more careful around the home
- **DON'T** use alcohol, nicotine or drugs to hide your feelings **DON'T** simply stay away from work – seek help and support **DON'T** allow anger and irritability to mask your feelings **DON'T** bottle up feelings
- **DON'T** be afraid to ask for help
- **DON'T** think your feelings are a sign of weakness

When things get tough, pro-actively minding yourself is crucial. Control the things you can control. Get more sleep than you think you need. Eat fresh, healthy foods at regular times and avoid snacks. Get outdoor exercise at least three times a week. Have a meaningful conversation with someone you like at least once a day. Resolve what makes you sad or angry or otherwise let it go. Be kind.

Everyone may have these feelings. Experience has shown that they may vary in intensity according to circumstance. Nature heals through allowing these feelings to come out. This will not lead to loss of control but stopping these feelings may lead to other and possibly more complicated problems.

When to find help?

1. If you feel you cannot cope with your reactions or feelings.
2. If your stress reactions do not lessen in the two or three weeks following the event.
3. If you continue to have nightmares and poor sleep.
4. If you have no-one with whom to share your feelings when you want to do so.
5. If your relationships seem to be suffering badly, or sexual problems develop.
6. If you become clumsy or accident prone.
7. If, in order to cope after the event, you smoke, drink or take more medication, or other drugs.
8. If your work performance suffers.
9. If you are tired all the time.
10. If things get on top of you and you feel like giving up.
11. If you take it out on your family.
12. If your health deteriorates.

Experiencing signs of excessive stress?

If the range of physical, emotional and behavioural signs and symptoms already mentioned do not reduce over time (for example after two weeks), it is important that you seek support and help.

Where to find help?

Your own licensed CPGs provider will have a CISM support network or system.

We recommend that you contact them for help and advice (i.e. your peer support worker/coordinator/staff support officer).

- For a self-help guide, please go to www.cismnetworkireland.ie
- The NAS CISM and CISM Network published a booklet called 'Critical Incident Stress Management for Emergency Personnel'.
- It can be purchased by emailing: info@cismnetworkireland.ie
- Consult your own GP or see a health professional who specialises in traumatic stress.
- In partnership with NAS CISM Committee, PHECC developed an eLearning CISM Stress Awareness Training (SAT) module. It can be accessed by the following personnel:
 - PHECC registered practitioners at all levels
 - National Ambulance Service-linked community first responders
 - NAS non-PHECC registered personnel
- Under the direction of CISM Network, bespoke CISM SAT modules are developed by Network member organisations.

Responder Level Updates

Several broad changes have been applied in the 2021 edition:

- The Care Principles have been updated.
- The classification of CPGs has changed to up to seventeen categories, developed to group common themes and categories together.
- The Occupational First Aid (OFA) level has been removed from the CPGs.
- Elements pertaining to EFR level have been removed from the FAR CPGs.
- The term 'Registered' has been removed from references to registered healthcare professionals, for example Registered Medical Practitioner (RMP) will now appear as Medical Practitioner (MP).
- The 'ring ambulance control' symbol, along with other symbols, is modernised throughout the CPGs and the telephone number is standardised to '112/999'.
- References to published source literature no longer appear on CPGs but are available from PHECC on request.
- The description of dose of medications less than one milligram is now described in micrograms, for example GTN 0.4mg SL is now GTN 400 mcg SL.
- The age descriptor has been removed from the title of paediatric CPGs.

No FAR CPGs were added or deleted in 2021 Edition

Updated FAR CPGs from 2021 version

To support upskilling of the 2021 CPGs, the CPGs that have content changes are outlined below.

Elements pertaining to EFR level have been removed from the FAR CPGs.

CPGs	The principal differences are
CPG 2.1.4 Primary Survey – Adult	<p>Deleted</p> <p>Consider treatment 'Suction - OPA'</p> <p>Sequence step 'Jaw thrust'</p> <p>Added</p> <p>Sequence step 'Passive spinal motion restriction' replaces 'C-spine control'</p>

CPGs	The principal differences are
CPG 1/2.2.1 Foreign Body Airway Obstruction – Adult	Deleted Elements pertaining to EFR level
CPG 2.2.3 Abnormal Work of Breathing – Adult	Deleted Elements pertaining to EFR level
CPG 2.2.5 Asthma – Adult	Deleted Elements pertaining to EFR level
CPG 1/2.3.1 Cardiac Chest Pain – Acute Coronary Syndrome	Deleted Elements pertaining to EFR level Instruction box 'If registered healthcare professional, and pulse oximetry available, titrate oxygen to maintain SpO ₂ Adult: 94% to 98%'
CPG 2.5.3 Glycaemic Emergency – Adult	Deleted Elements pertaining to EFR level
CPG 2.6.3 Seizure/Convulsion - Adult	Deleted Elements pertaining to EFR level
CPG 1/2.6.4 Stroke	Deleted Elements pertaining to EFR level
CPG 2.8.1 Burns	Deleted Elements pertaining to EFR level
CPG 2.8.3 External Haemorrhage	Deleted Elements pertaining to EFR level
CPG 2.8.4 Harness Induced Suspension Trauma	Deleted Elements pertaining to EFR level
CPG 2.8.6 Limb Injury	Deleted Equipment list Elements pertaining to EFR level Added Sequence step 'Rest - Cooling - Compression - Elevation' replaces 'Rest - Ice - Compression - Elevation'

CPGs	The principal differences are
CPG 2.8.8 Spinal Injury Management	<p>The CPG is significantly reorganised</p> <p>Deleted Elements pertaining to EFR level Instruction box 'High risk factors' Instruction box 'Spinal injury rule in considerations' Instruction box 'Low risk factors'</p> <p>Added Instruction box 'Passive spinal motion restriction'</p>
CPG 1/2.8.9 Submersion Incident	<p>Deleted Elements pertaining to EFR level Instruction box 'Higher pressure may be required for ventilation because of poor compliance resulting from pulmonary oedema'</p> <p>Added Instruction box 'Ensure chest rise when providing ventilations'</p>
CPG 2.9.1 Hypothermia	<p>Deleted Elements pertaining to EFR level</p>
CPG 2.10.1 Anaphylaxis – Adult	<p>Deleted Elements pertaining to EFR level Special authorisations</p>
CPG 2.10.2 Poisons	<p>Deleted Elements pertaining to EFR level</p>
CPG 1/2.13.5 Foreign Body Airway Obstruction – Paediatric	<p>Deleted Elements pertaining to EFR level</p> <p>Added Sequence step 'Request AED'</p>
CPG 2.13.7 Abnormal Work of Breathing – Paediatric	<p>Deleted Elements pertaining to EFR level</p>
CPG 2.13.8 Asthma – Paediatric	<p>Deleted Elements pertaining to EFR level</p>
CPG 2.13.14 Seizure/ Convulsion - Paediatric	<p>Deleted Elements pertaining to EFR level</p>

CPGs	The principal differences are
CPG 2.13.21 Allergic Reaction/Anaphylaxis – Paediatric	<p>This CPG is retitled Allergic Reaction/ Anaphylaxis – Paediatric (previously Anaphylaxis – Paediatric)</p> <p>The CPG is significantly reorganised</p> <p>Deleted</p> <p>Elements pertaining to EFR level</p> <p>Special authorisations</p>
CPG 1/2.13.22 Basic Life Support – Paediatric	<p>Added</p> <p>Instruction box 'If physically unable to ventilate perform compression only CPR' replaces 'If unable or unwilling to ventilate perform compression only CPR'</p>
CPG 1/2.14.6 Post-Resuscitation Care	<p>Deleted</p> <p>Elements pertaining to EFR level</p> <p>Instruction box 'If registered healthcare professional, and pulse oximetry available, titrate oxygen to maintain SpO₂ Adult: 94% to 98% Paediatric: 96% to 98%'</p>



Pre-Hospital
Emergency Care
Council

Published by Pre-Hospital Emergency Care Council

2nd Floor, Beech House, Millennium Park, Osberstown, Naas, Co. Kildare W91 TK7N

☎ 045 882042 ✉ info@phecc.ie

www.phecc.ie